

Music City Grand Prix

GT America

RACE 1 - CLASSIFICATION - FINAL



POS	NO	CL	PIC	DRIVER / TEAM	CAR	LAPS	TIME	GAP	DIFF	KPH	BEST	ON
1	23	SR03	1	Onofrio TRIARSI (USA) Triarsi Competizione	Ferrari 488 GT3	25	40:29.742			124.90	1:29.057	3
2	37	SR03	2	Justin WETHERILL (USA) Triarsi Competizione	Ferrari 488 GT3	25	40:32.166	2.424	2.424	124.77	1:29.167	12
3	27	SR03	3	Jason DASKALOS (USA) Daskalos Motorsports	Audi R8 LMS	25	40:33.645	3.903	1.479	124.70	1:29.182	19
4	04	SR03	4	George KURTZ (USA) Crowdstrike Racing by Riley Motorsports	Mercedes-AMG GT3	25	40:46.830	17.088	13.185	124.02	1:30.805	8
5	08	SR03	5	Scott SMITHSON (USA) DXDT Racing	Mercedes-AMG GT3	25	40:48.252	18.510	1.422	123.95	1:30.140	3
6	63	SR03	6	David ASKEW (USA) DXDT Racing	Mercedes-AMG GT3	25	41:03.356	33.614	15.104	123.19	1:30.814	12
7	88	SR03	7	Jason HARWARD (USA) Zelus Motorsports	Lamborghini Huracan GT3	25	41:05.853	36.111	2.497	123.07	1:29.469	9
8	70	SR03	8	Mirco SCHULTIS (DEU) Mishumotors	Callaway Corvette C7 GT3-R	25	41:34.440	1:04.698	28.587	121.66	1:31.576	8
9	032	SR03	9	Kyle WASHINGTON (USA) GMG Racing	Porsche 911 GT3-R (991.ii)	25	41:46.859	1:17.117	12.419	121.05	1:31.678	8
10	99	GT4	1	Robb HOLLAND (USA) Rotek Racing	Porsche 718 Cayman GT4 RS Clubspo	24	41:41.631	1 Lap	1 Lap	116.46	1:34.785	20
11	50	GT4	2	Ross CHOUEST (USA) Chouest Povoledo Racing	Aston Martin Vantage AMR GT4	24	41:44.880	1 Lap	3.249	116.30	1:35.790	7
12	124	GT4	3	Edgar LAU (HKG) ARG/Rotek Racing	Ford Mustang GT4	24	41:46.338	1 Lap	1.458	116.24	1:35.879	7
13	120	GT4	4	Adam ADELSON (USA) Premier Racing	Porsche 718 Cayman GT4 MR CS	24	41:48.880	1 Lap	2.542	116.12	1:36.198	11
14	2	GT4	5	Jason BELL (USA) GMG Racing	Aston Martin Vantage AMR GT4	24	41:52.437	1 Lap	3.557	115.95	1:35.552	8
15	3	GT4	6	Andy PILGRIM (USA) Regal Motorsports LLC / Bartone Bros	Porsche Cayman GT4 CLUBSPORT MF	24	41:54.620	1 Lap	2.183	115.85	1:36.515	22
16	427	GT4	7	Anthony BARTONE (USA) Regal Motorsport LLC / Bartone Bros	Porsche 718 Cayman GT4 CLUBSPOR	24	41:59.541	1 Lap	4.921	115.63	1:36.721	17
17	39	GT4	8	Chris CAGNAZZI (USA) Cameron Racing	Mercedes-AMG GT4	24	42:00.127	1 Lap	0.586	115.60	1:35.026	10
18	888	GT4	9	Sean WHALEN (USA) Zelus Motorsports	Aston Martin Vantage AMR GT4	23	40:29.763	2 Laps	1 Lap	114.90	1:36.534	9
19	11	GT4	10	Jayson CLUNIE (CAN) Fast Track Racing	BMW M4 GT4	23	40:33.062	2 Laps	3.299	114.75	1:37.068	11
20	22	GT4	11	Marko RADISIC (SRB) SRQ Motorsports	BMW M4 GT4	23	40:35.010	2 Laps	1.948	114.66	1:35.791	7
21	33	GT4	12	Matt FORBUSH (USA) Forbush Performance	Toyota GR Supra GT4	23	40:50.035	2 Laps	15.025	113.95	1:37.022	6
22	7	INV	1	Rusty BITTLE (USA) Flatrock Motorsports	Porsche 718 Cayman GT4 CLUBSPOR	23	40:57.675	2 Laps	7.640	113.60	1:39.750	17
23	21	GT4	13	Nick SHANNY (USA) Carrus Callas Raceteam	Toyota GR Supra GT4	23	41:11.611	2 Laps	13.936	112.96	1:41.075	8
24	28	GT4	14	Rick UHLER (USA) SRQ Motorsports	BMW M4 GT4	22	41:13.387	3 Laps	1 Lap	107.97	1:41.988	8

NOT CLASSIFIED

NC	25	GT4		Gray NEWELL (USA) Heart of Racing Team	Aston Martin Vantage AMR GT4	13	23:09.344	12 Laps	9 Laps	113.58	1:36.731	5
NC	69	GT4		Todd COLEMAN (USA) Smooze Racing	Toyota GR Supra GT4	10	18:03.463	15 Laps	3 Laps	112.04	1:36.888	10

FASTEST LAP

Weather / Track : Cloudy / Dry

John Walsh
Steward (Chairman)

Robert Davis
Steward

Peter Cunningham
Steward

Race Distance: 25 Laps / 84.30 kilometers
Nashville Street Circuit: 3.372 km
Date: 8/6/2022 Start: 19:23 Finish: 20:03

Chief Steward :

Steward :

Steward :


Music City Grand Prix

GT America


RACE 1 - CLASSIFICATION - FINAL




23	SR03	Onofrio TRIARSI (USA) Triarsi Competizione	Ferrari 488 GT3	3	1:29.057	84.69 mph	136.30 kph
99	GT4	Robb HOLLAND (USA) Rotek Racing	Porsche 718 Cayman GT4 RS Clubspo	20	1:34.785	79.57 mph	128.07 kph
7	INV	Rusty BITTLE (USA) Flatrock Motorsports	Porsche 718 Cayman GT4 CLUBSPOR	17	1:39.750	75.61 mph	121.69 kph



John Walsh
Steward (Chairman)



Robert Davis
Steward



Peter Cunningham
Steward

Weather / Track : Cloudy / Dry

Race Distance: 25 Laps / 84.30 kilometers
Nashville Street Circuit: 3.372 km
Date: 8/6/2022 Start: 19:23 Finish: 20:03

Chief Steward :	Steward :	Steward :
-----------------	-----------	-----------

Results can be found at www.tsl-timing.com

Page 2 of 2

Printed - 09:07 Sunday, August 7, 2022

