

Hockenheimring, Length: 4574m

 Fanatec GT WorldChEU pwr'd by AWS Sprint Cup Round 7 at 14h38m

GT4 European Series pwr'd by Rafa Racing Club

Race 2

POSTED



Result List

Final Classification

03 September 2023 11:30:00

Stewards / Race Management

STEWARD	Steve Burns
STEWARD	Wim Cools
STEWARD	Marcus Maleck
RACE DIRECTOR	Joel Do Vale
CLERK OF THE COURSE	Volker Ehekircher
TECHNICAL DELEGATE	Jean Marie Beauloye
CHIEF TIMEKEEPER	Steffen Ruhl

Weather Start/Finish

AIR	21.3°C
TRACK	32.9°C
CONDITIONS	Dry
PRESSURE	1015 hPa
AIR	22.6°C
TRACK	37.9°C
CONDITIONS	Dry
PRESSURE	1015 hPa

Track Information

GREEN FLAG	11:28:59
CHEQUERED FLAG	12:30:20
SAFETY CAR PHASE	0
FULL COURSE YELLOW PHASE	0
TRACK NAME	Hockenheimring
TRACK LENGTH	4574m
TURN COUNT	17
TOTAL DISTANCE	150.94km
FASTEST LAP:	#17. RAP - 1:47.898

STARTED: 38 CLASSIFIED: 36 NOT CLASSIFIED: 2 DISQUALIFIED: 0

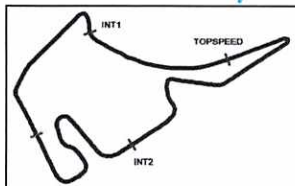
Nr. Drivers	Team	Laps	Total Time	Gap	Kph	Lap	Time	Kph
Cl. Car	Entrant							
1 22 A.Hartvig/N.Schaap	Allied Racing	33	1:01:29.260		147.3	4	1:48.817	151.3
Silver Porsche 718 Cayman GT4 RS CS	Allied Racing GmbH							
2 3 B.Lariche/R.Consani	Team Speedcar	33	1:01:33.149	3.889	147.3	7	1:48.236	152.1
Silver Audi R8 LMS GT4	Robert Consani							
3 30 H.Still/M.Kronberg	W&S Motorsport	33	1:01:33.646	4.386	147.3	17	1:48.610	151.6
PAM Porsche 718 Cayman GT4 RS CS	W&S Motorsport GmbH							
4 94 I.Ekelchik/N.Möller-Madsen	SRS Team Sorg Rennsport	33	1:01:36.256	6.996	147.0	4	1:48.191	152.1
Silver Porsche 718 Cayman GT4 RS CS	Sorg Rennsport GmbH							
5 10 J.Piguet/A.Varutti	AVR-AVVATAR	33	1:01:41.520	12.260	147.0	8	1:48.959	151.1
AM Porsche 718 Cayman GT4 RS CS	Julien Piguet							
6 17 K.Herremans/D.Rappange	V8 Racing	33	1:01:42.943	13.683	147.6	6	1:47.898	152.6
Silver Chevrolet Camaro GT4.R	V8 Racing							
7 110 P.Cauhaupé/S.Tirman	Autosport GP LS Group Performance	33	1:01:45.299	16.039	146.9	17	1:48.983	151.0
Silver Alpine A110 GT4 EVO	Simon Tirman							
8 12 B.Besler/T.Edgar	Borusan Otomotiv Motorsport	33	1:01:48.403	19.143	146.8	9	1:49.299	150.6
Silver BMW M4 GT4 G82	Borusan Otomotiv Motorsport							
9 36 A.Leclerc/J.Bouvet	Code Racing Development	33	1:01:48.585	19.325	146.8	27	1:49.200	150.7
PAM Alpine A110 GT4 EVO	Antoine Leclerc							
10 74 V.Weyrich/M.Villagomez	Racing Spirit of Léman	33	1:01:50.060	20.800	146.8	9	1:48.693	151.4
Silver Aston Martin Vantage AMR GT4	Racing Spirit of Léman							
11 42 G.Guilvert/C.Hamon	Sainteloc Junior Team	33	1:01:50.177	20.917	146.6	5	1:48.773	151.3
PAM Audi R8 LMS GT4	Sainteloc Junior Team							
12 4 M.De Fulgencio Farre/P.Gogollok	BCMC Motorsport powered by EastSide Motorsport	33	1:01:50.435	21.175	146.5	8	1:49.095	150.9
Silver Mercedes-AMG GT4	BCMC Motorsport powered by EastSide Motorsport							
13 2 M.Schrey/G.Piana	Hofor Racing by Bonk Motorsport	33	1:01:50.594	21.334	146.8	8	1:48.782	151.3
Silver BMW M4 GT4 G82	Bonk Motorsport GmbH							
14 77 J.Rattican/T.Emsen	Elite Motorsport with Entire Race Engineering	33	1:01:52.288	23.028	146.6	27	1:48.915	151.1
Silver McLaren Artura GT4	Elite Motorsport							
15 15 A.Papadopoulos/L.Ibanez	NM Racing Team	33	1:01:53.113	23.853	146.6	12	1:48.766	151.3
Silver Mercedes-AMG GT4	NM Racing Team							
16 44 O.Kristensen/J.Wallace	Allied Racing	33	1:01:59.957	30.697	146.5	5	1:49.138	150.8
PAM Porsche 718 Cayman GT4 RS CS	Allied Racing GmbH							
17 93 R.Dort/S.Paulet	SRS Team Sorg Rennsport	33	1:02:03.237	33.977	146.3	5	1:49.184	150.8
Silver Porsche 718 Cayman GT4 RS CS	Sorg Rennsport GmbH							
18 23 S.Bostandjiev/P.Lefterov	Overdrive Racing	33	1:02:09.809	40.549	146.1	4	1:48.599	151.6
Silver Porsche 718 Cayman GT4 RS CS	MC Overdrive Racing							
19 442 C.Dawson/G.Xavier	W&S Motorsport	33	1:02:16.593	47.333	145.6	9	1:49.169	150.8
AM Porsche 718 Cayman GT4 RS CS	W&S Motorsport GmbH							
20 53 D.Meloni/P.Meloni	W&D Racing Team	33	1:02:17.343	48.083	145.8	6	1:49.373	150.5
AM BMW M4 GT4 G82	W&D Racing Team Srl							
21 20 D.Bulatov/L.Mayer	EastSide Motorsport	33	1:02:21.169	51.909	145.7	20	1:49.191	150.8
PAM Mercedes-AMG GT4	EastSide Motorsport							

ver: 2.0

Page 1/ 2 printed: 3.9.2023 14:02



THANK YOU FOR CONSIDERING THE ENVIRONMENT BEFORE PRINTING THIS DOCUMENT



Hockenheimring, Length: 4574m

Fanatec GT WorldChEU pwrd by AWS Sprint Cup Round 7

GT4 European Series pwrd by Rafa Racing Club

Race 2



Result List

Final Classification

03 September 2023 11:30:00

Nr. Drivers	Team	Laps	Total Time	Gap	Kph	Lap	Time	Kph
Cl. Car	Entrant							
22 88 S.Safronov/A.Vaintrub PAM Mercedes-AMG GT4	NM Racing Team NM Racing Team	33	1:02:24.351	55.091	145.5	16	1:49.711	150.0
23 78 T.Lebbon/A.Denning Silver McLaren Artura GT4	Elite Motorsport with Entire Race Engineering Elite Motorsport	33	1:02:26.200	56.940	145.5	9	1:49.637	150.1
24 16 F.Vava-Atanackovic/J.Knoll PAM Mercedes-AMG GT4	NM Racing Team NM Racing Team	33	1:02:30.133	1:00.873	145.3	20	1:49.478	150.4
25 75 I.Jacoma/N.Leutwiler AM Porsche 718 Cayman GT4 RS CS	Centri Porsche Ticino Amag First Rennsport	33	1:02:32.050	1:02.790	145.2	6	1:49.250	150.7
26 72 K.Jimenez/F.Grizard AM Aston Martin Vantage AMR GT4	GPA Racing Florent Grizard	33	1:02:32.978	1:03.718	145.0	6	1:50.074	149.5
27 26 A.Rabindra/R.Gillion PAM Aston Martin Vantage AMR GT4	Racing Spirit of Léman Racing Spirit of Léman	33	1:02:33.164	1:03.904	145.2	17	1:49.711	150.0
28 14 A.Beltoise/C.Salleilles PAM Audi R8 LMS GT4	Sainteloc Junior Team Sainteloc Junior Team	33	1:02:37.552	1:08.292	144.9	20	1:49.476	150.4
29 48 B.Voisin/E.Heyerdahl Silver Aston Martin Vantage AMR GT4	GPA Racing Bailey Voisin	33	1:02:39.027	1:09.767	144.7	11	1:49.375	150.5
30 55 L.Hurgon/A.Ferte AM Alpine A110 GT4 EVO	Autosport GP LS Group Performance Laurent Hurgon	33	1:02:39.169	1:09.909	144.8	29	1:49.638	150.1
31 24 J.Briche/F.Briche Silver Aston Martin Vantage AMR GT4	JSB Competition Julien Briche	33	1:02:40.458	1:11.198	144.9	5	1:49.697	150.1
32 35 S.Perissoutti/H.de Sadeleer Silver Alpine A110 GT4 EVO	Code Racing Development Sandro Perissoutti	33	1:02:57.063	1:27.803	144.2	8	1:49.259	150.7
33 83 J.Rodrigues/F.Boeri AM Audi R8 LMS GT4	Team Speedcar Fabien Boeri	32	1:01:35.914	1 LAP	142.8	10	1:49.687	150.1
34 13 T.Neumann/J.Bölting AM Porsche 718 Cayman GT4 RS CS	Overdrive Racing MC Overdrive Racing	32	1:01:44.335	1 LAP	142.8	8	1:48.701	151.4
35 21 J.Leandri/J.Dominici AM Alpine A110 GT4 EVO	Chazel Technologie Course Jean-Paul Dominici	23	44:33.811	10LAPS	142.1	6	1:50.120	149.5
36 5 J.Day/R.del Sarte Silver Aston Martin Vantage AMR GT4	Mirage Racing Ruben del Sarte	23	44:51.427	10LAPS	140.6	8	1:49.106	150.9
Not classified								
32 D.Dickerson/T.Hagler PAM Porsche 718 Cayman GT4 RS CS	W&S Motorsport W&S Motorsport GmbH	9	17:25.732	24LAPS	143.3	4	1:50.030	149.6
43 S.Bottemanne/J.Navarro PAM Porsche 718 Cayman GT4 RS CS	JSB Competition Jean-Laurent Navarro	3	6:01.939	30LAPS	137.6	2	1:55.703	142.3

Fastest lap of the race. Car 17 driver Dante Rappange on lap 6. Time 1:47.898, average speed 152.6 km/h.

Cars no. 2, 10, 13, 15, 17, 24, 35, 74 & 93 - 5 second time penalty - track limits

Cars no. 13 & 17 - 5 second time penalty - track limits (second time)

CAR 17: 11 SEC TIME PENALTY ADDED TO RACE TIME - SHORT PITSTOP (STEWARDS)

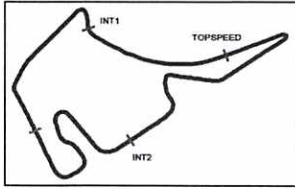
CAR 23: 10 SEC TIME PENALTY ADDED TO RACE TIME - UNSAFE RELEASE (STEWARDS)

Steward: Steve Burns 	Steward: Wim Cools 	Steward: Marcus Maleck
--------------------------	------------------------	----------------------------

ver: 2.0

Page 2/ 2 printed: 3.9.2023 14:02





Hockenheimring, Length: 4574m

Fanatec GT WorldChEU pwr'd by AWS Sprint Cup Round 7
GT4 European Series pwr'd by Rafa Racing Club



Race 2

Class Result List

Final Classification

03 September 2023 11:30:00

Stewards / Race Management

STEWARD	Steve Burns
STEWARD	Wim Cools
STEWARD	Marcus Maleck
RACE DIRECTOR	Joel Do Vale
CLERK OF THE COURSE	Volker Ehekircher
TECHNICAL DELEGATE	Jean Marie Beauloye
CHIEF TIMEKEEPER	Steffen Ruhl

Weather Start/Finish

AIR	21.3°C
TRACK	32.9°C
CONDITIONS	Dry
PRESSURE	1015 hPa
AIR	22.6°C
TRACK	37.9°C
CONDITIONS	Dry
PRESSURE	1015 hPa

Track Information

GREEN FLAG	11:28:59
CHEQUERED FLAG	12:30:20
SAFETY CAR PHASE	0
FULL COURSE YELLOW PHASE	0
TRACK NAME	Hockenheimring
TRACK LENGTH	4574m
TURN COUNT	17
TOTAL DISTANCE	150.94km
FASTEST LAP:	#17. RAP - 1:47.898

STARTED: 38 CLASSIFIED: 36 NOT CLASSIFIED: 2 DISQUALIFIED: 0

Nr. Drivers	Team	Laps	Total Time	Gap	Kph	Lap	Time	Kph
Car	Entrant							

CLASS: AM Cup

Started: 9

Classified: 9

Not Classified: 0

1	10 J.Piguet/A.Varutti	AVR-AVVATAR	33	1:01:41.520		147.0	8	1:48.959	151.1
	Porsche 718 Cayman GT4 RS CS	Julien Piguet							
2	442 C.Dawson/G.Xavier	W&S Motorsport	33	1:02:16.593	35.073	145.6	9	1:49.169	150.8
	Porsche 718 Cayman GT4 RS CS	W&S Motorsport GmbH							
3	53 D.Meloni/P.Meloni	W&D Racing Team	33	1:02:17.343	35.823	145.8	6	1:49.373	150.5
	BMW M4 GT4 G82	W&D Racing Team Srl							
4	75 I.Jacoma/N.Leutwiler	Centri Porsche Ticino	33	1:02:32.050	50.530	145.2	6	1:49.250	150.7
	Porsche 718 Cayman GT4 RS CS	Amag First Rennsport							
5	72 K.Jimenez/F.Grizard	GPA Racing	33	1:02:32.978	51.458	145.0	6	1:50.074	149.5
	Aston Martin Vantage AMR GT4	Florent Grizard							
6	55 L.Hurgon/A.Ferte	Autosport GP LS Group Performance	33	1:02:39.169	57.649	144.8	29	1:49.638	150.1
	Alpine A110 GT4 EVO	Laurent Hurgon							
7	83 J.Rodrigues/F.Boeri	Team Speedcar	32	1:01:35.914	1 LAP	142.8	10	1:49.687	150.1
	Audi R8 LMS GT4	Fabien Boeri							
8	13 T.Neumann/J.Bölting	Overdrive Racing	32	1:01:44.335	1 LAP	142.8	8	1:48.701	151.4
	Porsche 718 Cayman GT4 RS CS	MC Overdrive Racing							
9	21 J.Leandri/J.Dominici	Chazel Technologie Course	23	44:33.811	10LAPS	142.1	6	1:50.120	149.5
	Alpine A110 GT4 EVO	Jean-Paul Dominici							

Fastest lap of the class. Car 13 driver Joachim Bölting on lap 8. Time 1:48.701, average speed 151.4 km/h.

CLASS: Pro-AM Cup

Started: 11

Classified: 9

Not Classified: 2

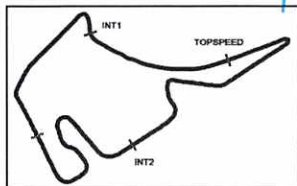
1	30 H.Still/M.Kronberg	W&S Motorsport	33	1:01:33.646		147.3	17	1:48.610	151.6
	Porsche 718 Cayman GT4 RS CS	W&S Motorsport GmbH							
2	36 A.Leclerc/J.Bouvet	Code Racing Development	33	1:01:48.585	14.939	146.8	27	1:49.200	150.7
	Alpine A110 GT4 EVO	Antoine Leclerc							
3	42 G.Guilvert/C.Hamon	Sainteloc Junior Team	33	1:01:50.177	16.531	146.6	5	1:48.773	151.3
	Audi R8 LMS GT4	Sainteloc Junior Team							
4	44 O.Kristensen/J.Wallace	Allied Racing	33	1:01:59.957	26.311	146.5	5	1:49.138	150.8
	Porsche 718 Cayman GT4 RS CS	Allied Racing GmbH							
5	20 D.Bulatov/L.Mayer	EastSide Motorsport	33	1:02:21.169	47.523	145.7	20	1:49.191	150.8
	Mercedes-AMG GT4	EastSide Motorsport							
6	88 S.Safronov/A.Vaintrub	NM Racing Team	33	1:02:24.351	50.705	145.5	16	1:49.711	150.0
	Mercedes-AMG GT4	NM Racing Team							
7	16 F.Vava-Atanackovic/J.Knoll	NM Racing Team	33	1:02:30.133	56.487	145.3	20	1:49.478	150.4
	Mercedes-AMG GT4	NM Racing Team							
8	26 A.Rabindra/R.Gillion	Racing Spirit of Léman	33	1:02:33.164	59.518	145.2	17	1:49.711	150.0
	Aston Martin Vantage AMR GT4	Racing Spirit of Léman							
9	14 A.Beltoise/C.Saleilles	Sainteloc Junior Team	33	1:02:37.552	1:03.906	144.9	20	1:49.476	150.4
	Audi R8 LMS GT4	Sainteloc Junior Team							

ver: 2.0

Page 1/ 2 printed: 3.9.2023 14:02



THANK YOU FOR CONSIDERING THE ENVIRONMENT BEFORE PRINTING THIS DOCUMENT



Hockenheimring, Length: 4574m

Fanatec GT WorldChEU pwr'd by AWS Sprint Cup Round 7
GT4 European Series pwr'd by Rafa Racing Club



Race 2

Class Result List

Final Classification

03 September 2023 11:30:00

Nr. Drivers	Team	Laps	Total Time	Gap	Kph	Lap	Time	Kph
Car	Entrant							

Not classified

32	D.Dickerson/T.Hagler Porsche 718 Cayman GT4 RS CS	W&S Motorsport	9	17:25.732	24LAPS	143.3	4	1:50.030	149.6
43	S.Bottemanne/J.Navarro Porsche 718 Cayman GT4 RS CS	W&S Motorsport GmbH JSB Competition Jean-Laurent Navarro	3	6:01.939	30LAPS	137.6	2	1:55.703	142.3

Fastest lap of the class. Car 30 driver Hendrik Still on lap 17. Time 1:48.610, average speed 151.6 km/h.

CLASS: Silver Cup

Started: 18

Classified: 18

Not Classified: 0

1	22 A.Hartvig/N.Schaap Porsche 718 Cayman GT4 RS CS	Allied Racing Allied Racing GmbH	33	1:01:29.260		147.3	4	1:48.817	151.3
2	3 B.Lariche/R.Consani Audi R8 LMS GT4	Team Speedcar Robert Consani	33	1:01:33.149	3.889	147.3	7	1:48.236	152.1
3	94 I.Ekelchik/N.Möller-Madsen Porsche 718 Cayman GT4 RS CS	SRS Team Sorg Rennsport Sorg Rennsport GmbH	33	1:01:36.256	6.996	147.0	4	1:48.191	152.1
4	17 K.Herremans/D.Rappange Chevrolet Camaro GT4.R	V8 Racing V8 Racing	33	1:01:42.943	13.683	147.6	6	1:47.898	152.6
5	110 P.Cauhaube/S.Tirman Alpine A110 GT4 EVO	Autosport GP LS Group Performance Simon Tirman	33	1:01:45.299	16.039	146.9	17	1:48.983	151.0
6	12 B.Besler/T.Edgar BMW M4 GT4 G82	Borusan Otomotiv Motorsport Borusan Otomotiv Motorsport	33	1:01:48.403	19.143	146.8	9	1:49.299	150.6
7	74 V.Weyrich/M.Villagomez Aston Martin Vantage AMR GT4	Racing Spirit of Léman Racing Spirit of Léman	33	1:01:50.060	20.800	146.8	9	1:48.693	151.4
8	4 M.De Fulgencio Farre/P.Gogollok Mercedes-AMG GT4	BCMC Motorsport powered by EastSide Motorsport BCMC Motorsport powered by EastSide Motorsport	33	1:01:50.435	21.175	146.5	8	1:49.095	150.9
9	2 M.Schrey/G.Piana BMW M4 GT4 G82	Hofor Racing by Bonk Motorsport Bonk Motorsport GmbH	33	1:01:50.594	21.334	146.8	8	1:48.782	151.3
10	77 J.Rattican/T.Emsen McLaren Artura GT4	Elite Motorsport with Entire Race Engineering Elite Motorsport	33	1:01:52.288	23.028	146.6	27	1:48.915	151.1
11	15 A.Papadopulos/L.Ibanez Mercedes-AMG GT4	NM Racing Team NM Racing Team	33	1:01:53.113	23.853	146.6	12	1:48.766	151.3
12	93 R.Dort/S.Paulet Porsche 718 Cayman GT4 RS CS	SRS Team Sorg Rennsport Sorg Rennsport GmbH	33	1:02:03.237	33.977	146.3	5	1:49.184	150.8
13	23 S.Bostandjiev/P.Lefterov Porsche 718 Cayman GT4 RS CS	Overdrive Racing MC Overdrive Racing	33	1:02:09.809	40.549	146.1	4	1:48.599	151.6
14	78 T.Lebbon/A.Denning McLaren Artura GT4	Elite Motorsport with Entire Race Engineering Elite Motorsport	33	1:02:26.200	56.940	145.5	9	1:49.637	150.1
15	48 B.Voisin/E.Heyerdahl Aston Martin Vantage AMR GT4	GPA Racing Bailey Voisin	33	1:02:39.027	1:09.767	144.7	11	1:49.375	150.5
16	24 J.Briche/F.Briche Aston Martin Vantage AMR GT4	JSB Competition Julien Briche	33	1:02:40.458	1:11.198	144.9	5	1:49.697	150.1
17	35 S.Perissoutti/H.de Sadeleer Alpine A110 GT4 EVO	Code Racing Development Sandro Perissoutti	33	1:02:57.063	1:27.803	144.2	8	1:49.259	150.7
18	5 J.Day/R.del Sarte Aston Martin Vantage AMR GT4	Mirage Racing Ruben del Sarte	23	44:51.427	10LAPS	140.6	8	1:49.106	150.9

Fastest lap of the class. Car 17 driver Dante Rappange on lap 6. Time 1:47.898, average speed 152.6 km/h.

Cars no. 2, 10, 13, 15, 17, 24, 35, 74 & 93 - 5 second time penalty - track limits

Cars no. 13 & 17 - 5 second time penalty - track limits (second time)

CAR 17: 11 SEC TIME PENALTY ADDED TO RACE TIME - SHORT PITSTOP (STEWARDS)

CAR 23: 10 SEC TIME PENALTY ADDED TO RACE TIME - UNSAFE RELEASE (STEWARDS)

Steward: Steve Burns	Steward: Wim Cools	Steward: Marcus Maleck
----------------------	--------------------	------------------------

ver: 2.0

Page 2/ 2 printed: 3.9.2023 14:02

