

Barcelona, Length: 4657m

Race 1

Result List

Final Classification

30 September 2023 16:50:00

Stewards / Race Management

STEWARD	Steve Burns
STEWARD	Wim Cools
STEWARD	Enric Arrazola
RACE DIRECTOR	Joel Do Vale
CLERK OF THE COURSE	Albert Udina
TECHNICAL DELEGATE	Jean Marie Beauloye
CHIEF TIMEKEEPER	Daniel Schulze

Weather Start/Finish

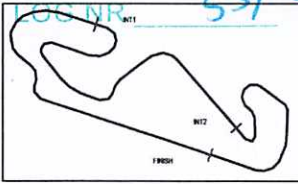
AIR	29.2°C
TRACK	40.9°C
CONDITIONS	Dry
PRESSURE	1007 hPa
AIR	28.8°C
TRACK	36.4°C
CONDITIONS	Dry
PRESSURE	1007 hPa

Track Information

GREEN FLAG	16:48:54
CHEQUERED FLAG	17:49:07
SAFETY CAR PHASE	2
FULL COURSE YELLOW PHASE	1
TRACK NAME	Barcelona
TRACK LENGTH	4657m
TURN COUNT	14
TOTAL DISTANCE	130.39km
FASTEST LAP:	#77. RAT - 1:50.148

STARTED: 42 CLASSIFIED: 37 NOT CLASSIFIED: 5 DISQUALIFIED: 0

Nr. Drivers	Team	Laps	Total Time	Gap	Kph	Lap	Time	Kph
Cl. Car	Entrant							
1 77 J.Rattican/T.Emson Silver McLaren Artura GT4	Elite Motorsport with Entire Race Engineering Elite Motorsport	28	1:00:14.292		129.3	10	1:50.148	152.2
2 3 B.Lariche/R.Consani Silver Audi R8 LMS GT4	Team Speedcar Robert Consani	28	1:00:14.617	0.325	129.4	11	1:50.857	151.2
3 36 A.Leclerc/J.Bouvet PAM Alpine A110 GT4 EVO	Code Racing Development Jean-Bernard BOUVET	28	1:00:15.595	1.303	129.3	9	1:50.813	151.2
4 78 J.Mitchell/A.Denning Silver McLaren Artura GT4	Elite Motorsport with Entire Race Engineering Elite Motorsport	28	1:00:15.886	1.594	129.3	9	1:50.431	151.8
5 8 A.Potty/E.Cheli Silver Toyota GR Supra GT4 EVO	Xswift Racing Events Xswift Racing Events	28	1:00:16.277	1.985	129.3	12	1:51.198	150.7
6 110 P.Cauhaupé/S.Tirman Silver Alpine A110 GT4 EVO	Autosport GP LS Group Performance Simon Tirman	28	1:00:16.677	2.385	129.4	15	1:51.441	150.4
7 2 M.Schrey/G.Piana Silver BMW M4 GT4 G82	Hofor Racing by Bonk Motorsport Bonk Motorsport GmbH	28	1:00:16.922	2.630	129.5	15	1:51.138	150.8
8 42 G.Guilvert/C.Hamon PAM Audi R8 LMS GT4	Sainteloc Junior Team Sainteloc Junior Team	28	1:00:17.749	3.457	129.4	14	1:51.140	150.8
9 11 E.Joulié/Y.Gedik Silver BMW M4 GT4 G82	Borusan Otomotiv Motorsport Borusan Otomotiv Motorsport	28	1:00:17.917	3.625	129.5	8	1:50.941	151.1
10 12 T.Edgar/B.Besler Silver BMW M4 GT4 G82	Borusan Otomotiv Motorsport Borusan Otomotiv Motorsport	28	1:00:18.639	4.347	129.6	14	1:51.291	150.6
11 15 A.Papadopulos/L.Ibanez Silver Mercedes-AMG GT4	NM Racing Team NM Racing Team	28	1:00:18.904	4.612	129.6	19	1:51.670	150.1
12 22 A.Hartvig/N.Schaap Silver Porsche 718 Cayman GT4 RS CS	Allied Racing Allied Racing GmbH	28	1:00:19.124	4.832	129.2	9	1:51.160	150.8
13 55 L.Hurgon/A.Ferte AM Alpine A110 GT4 EVO	Autosport GP LS Group Performance Laurent Hurgon	28	1:00:20.192	5.900	129.3	9	1:51.257	150.6
14 74 V.Weyrich/M.Villagomez Silver Aston Martin Vantage AMR GT4	Racing Spirit of Léman Racing Spirit of Léman	28	1:00:21.325	7.033	129.4	11	1:51.439	150.4
15 17 D.Rappange/L.Zaenen Silver Chevrolet Camaro GT4.R	V8 Racing V8 Racing	28	1:00:23.478	9.186	129.3	11	1:51.108	150.8
16 20 D.Bulatov/L.Mayer PAM Mercedes-AMG GT4	EastSide Motorsport EastSide Motorsport	28	1:00:24.662	10.370	129.1	13	1:51.420	150.4
17 53 D.Meloni/P.Meloni AM BMW M4 GT4 G82	W&D Racing Team W&D Racing Team Srl	28	1:00:25.409	11.117	129.2	13	1:51.726	150.0
18 23 S.Bostandjiev/P.Lefterov Silver Porsche 718 Cayman GT4 RS CS	Overdrive Racing MC Overdrive Racing	28	1:00:25.607	11.315	129.3	14	1:51.847	149.8
19 19 A.Bäckman/J.Bäckman Silver Aston Martin Vantage AMR GT4	Racing One racing one GmbH	28	1:00:27.007	12.715	129.2	10	1:52.034	149.6
20 4 M.De Fulgencio Farre/P.Gogollok Silver Mercedes-AMG GT4	BCMC Motorsport powered by EastSide Motorsport BCMC Motorsport powered by EastSide Motorsport	28	1:00:27.287	12.995	129.0	9	1:51.469	150.4
21 94 I.Ekelchik/N.Möller-Madsen Silver Porsche 718 Cayman GT4 RS CS	SRS Team Sorg Rennsport Sorg Rennsport GmbH	28	1:00:28.131	13.839	129.5	9	1:51.671	150.1



Barcelona, Length: 4657m

Fanatec GT WorldChEU pwrd by AWS Endurance Cup Round 9  
GT4 European Series pwrd by Rafa Racing Club



Race 1

Result List

Final Classification

30 September 2023 16:50:00

Nr. Drivers	Team	Laps	Total Time	Gap	Kph	Lap	Time	Kph
Cl. Car	Entrant							
22 10 J.Piguet/A.Varutti AM Porsche 718 Cayman GT4 RS CS	AVR-AVVATAR Julien Piguet	28	1:00:30.876	16.584	129.2	8	1:51.819	149.9
23 75 I.Jacoma/N.Leutwiler AM Porsche 718 Cayman GT4 RS CS	Centri Porsche Ticino Amag First Rennsport	28	1:00:31.303	17.011	129.1	10	1:52.008	149.6
24 67 P.Petit/G.Faessel PAM Audi R8 LMS GT4	Sainteloc Junior Team Sainteloc Junior Team	28	1:00:32.121	17.829	129.0	13	1:51.652	150.1
25 39 V.Hasse-Clot/B.Detout PAM Aston Martin Vantage AMR GT4	GPA Racing Baudouin Detout	28	1:00:33.097	18.805	129.0	13	1:51.640	150.1
26 44 O.Kristensen/J.Wallace PAM Porsche 718 Cayman GT4 RS CS	Allied Racing Allied Racing GmbH	28	1:00:33.567	19.275	129.0	10	1:51.823	149.9
27 35 S.Perissoutti/H.de Sadeleer Silver Alpine A110 GT4 EVO	Code Racing Development Sandro Perissoutti	28	1:00:34.443	20.151	129.3	20	1:52.064	149.6
28 32 D.Dickerson/T.Hagler PAM Porsche 718 Cayman GT4 RS CS	W&S Motorsport W&S Motorsport GmbH	28	1:00:34.865	20.573	129.0	14	1:52.136	149.5
29 21 J.Dominici/J.Leandri AM Alpine A110 GT4 EVO	Chazel Technologie Course Jean-Paul Dominici	28	1:00:38.102	23.810	129.0	9	1:52.498	149.0
30 76 A.Fontana/P.Hofmann PAM Porsche 718 Cayman GT4 RS CS	Centri Porsche Ticino Amag First Rennsport	28	1:00:44.647	30.355	128.4	9	1:51.474	150.3
31 18 L.Stegmann/M.Lungstrass PAM Aston Martin Vantage AMR GT4	TSR Team Spirit Racing racing one GmbH	28	1:00:45.012	30.720	128.7	10	1:52.715	148.7
32 14 A.Beltoise/C.Saleilles PAM Audi R8 LMS GT4	Sainteloc Junior Team Sainteloc Junior Team	28	1:00:47.896	33.604	128.5	13	1:51.963	149.7
33 16 F.Vava-Atanackovic/G.Aso Arjol PAM Mercedes-AMG GT4	NM Racing Team NM Racing Team	28	1:00:52.495	38.203	128.4	9	1:52.104	149.5
34 72 K.Jimenez/F.Grizaud AM Aston Martin Vantage AMR GT4	GPA Racing Florent Grizaud	26	1:01:29.981	2LAPS	117.6	10	1:52.618	148.8
35 48 B.Voisin/L.Meric Silver Aston Martin Vantage AMR GT4	GPA Racing Bailey Voisin	25	53:28.913	3LAPS	130.3	9	1:51.274	150.6
36 93 R.Dort/S.Paulet Silver Porsche 718 Cayman GT4 RS CS	SRS Team Sorg Rennsport Sorg Rennsport GmbH	23	48:53.798	5LAPS	131.5	13	1:52.144	149.4
37 5 J.Day/R.del Sarte Silver Aston Martin Vantage AMR GT4	Mirage Racing Ruben del Sarte	20	42:30.704	8LAPS	130.9	12	1:50.678	151.4
<b>Not classified</b>								
30 H.Still/M.Kronberg PAM Porsche 718 Cayman GT4 RS CS	W&S Motorsport W&S Motorsport GmbH	13	28:50.351	15LAPS	124.8	9	1:51.748	150.0
83 J.Pla/J.Beaubelique PAM Audi R8 LMS GT4	Team Speedcar Jean-Luc Beaubelique	11	25:12.225	17LAPS	120.0	9	1:50.907	151.1
26 A.Rabindra/R.Gillion PAM Aston Martin Vantage AMR GT4	Racing Spirit of Léman Racing Spirit of Léman							
442 G.Xavier/C.Dawson AM Porsche 718 Cayman GT4 RS CS	W&S Motorsport W&S Motorsport GmbH							
13 I.Tzonev/J.Böiting AM Porsche 718 Cayman GT4 RS CS	Overdrive Racing MC Overdrive Racing							

Did not start

88 S.Safronov/A.Vaintrub PAM Mercedes-AMG GT4	NM Racing Team NM Racing Team
--	----------------------------------

Fastest lap of the race. Car 77 driver Josh Rattican on lap 10. Time 1:50.148, average speed 152.2 km/h.

Following stewards decision no. 16 - 10s penalty for the car no. 94

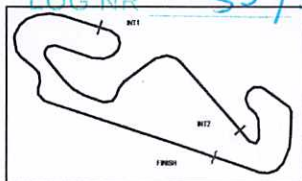
Following stewards decision no. 17 - 5s penalty for the car no. 17

Following stewards decision no. 18 - 5s penalty for the car no. 74

Following stewards decision no. 21 - 5s penalty for the car no. 35

Steward: Steve Burns 	Steward: Wim Cools 	Steward: Enric Arrazola 
--------------------------	------------------------	-----------------------------





Barcelona, Length: 4657m

### Class Result List

Final Classification

30 September 2023 16:50:00

Stewards / Race Management

STEWARD	Steve Burns
STEWARD	Wim Cools
STEWARD	Enric Arrazola
RACE DIRECTOR	Joel Do Vale
CLERK OF THE COURSE	Albert Udina
TECHNICAL DELEGATE	Jean Marie Beauloye
CHIEF TIMEKEEPER	Daniel Schulze

Weather Start/Finish

AIR	29.2°C
TRACK	40.9°C
CONDITIONS	Dry
PRESSURE	1007 hPa
AIR	28.8°C
TRACK	36.4°C
CONDITIONS	Dry
PRESSURE	1007 hPa

Track Information

GREEN FLAG	16:48:54
CHEQUERED FLAG	17:49:07
SAFETY CAR PHASE	2
FULL COURSE YELLOW PHASE	1
TRACK NAME	Barcelona
TRACK LENGTH	4657m
TURN COUNT	14
TOTAL DISTANCE	130.39km
FASTEST LAP:	#77. RAT - 1:50.148

STARTED: 42 CLASSIFIED: 37 NOT CLASSIFIED: 5 DISQUALIFIED: 0

Nr. Drivers	Team	Laps	Total Time	Gap	Kph	Lap	Time	Kph
Car	Entrant							

CLASS: AM Cup

Started: 8

Classified: 6

Not Classified: 2

1	55 L.Hurgon/A.Ferte	Autosport GP LS Group Performance	28	1:00:20.192		129.3	9	1:51.257	150.6
	Alpine A110 GT4 EVO	Laurent Hurgon							
2	53 D.Meloni/P.Meloni	W&D Racing Team	28	1:00:25.409	5.217	129.2	13	1:51.726	150.0
	BMW M4 GT4 G82	W&D Racing Team Srl							
3	10 J.Piguet/A.Varutti	AVR-AVVATAR	28	1:00:30.876	10.684	129.2	8	1:51.819	149.9
	Porsche 718 Cayman GT4 RS CS	Julien Piguet							
4	75 I.Jacoma/N.Leutwiler	Centri Porsche Ticino	28	1:00:31.303	11.111	129.1	10	1:52.008	149.6
	Porsche 718 Cayman GT4 RS CS	Amag First Rennsport							
5	21 J.Dominici/J.Leandri	Chazel Technologie Course	28	1:00:38.102	17.910	129.0	9	1:52.498	149.0
	Alpine A110 GT4 EVO	Jean-Paul Dominici							
6	72 K.Jimenez/F.Grizard	GPA Racing	26	1:01:29.981	2LAPS	117.6	10	1:52.618	148.8
	Aston Martin Vantage AMR GT4	Florent Grizard							

Not classified

442 G.Xavier/C.Dawson	W&S Motorsport
Porsche 718 Cayman GT4 RS CS	W&S Motorsport GmbH
13 I.Tzonev/J.Börling	Overdrive Racing
Porsche 718 Cayman GT4 RS CS	MC Overdrive Racing

Fastest lap of the class. Car 55 driver Laurent Hurgon on lap 9. Time 1:51.257, average speed 150.6 km/h.

CLASS: Pro-AM Cup

Started: 14

Classified: 11

Not Classified: 3

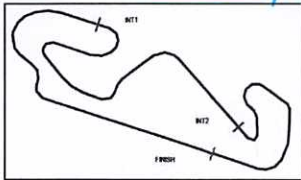
1	36 A.Leclerc/J.Bouvet	Code Racing Development	28	1:00:15.595		129.3	9	1:50.813	151.2
	Alpine A110 GT4 EVO	Jean-Bernard BOUVET							
2	42 G.Guilvert/C.Hamon	Sainteloc Junior Team	28	1:00:17.749	2.154	129.4	14	1:51.140	150.8
	Audi R8 LMS GT4	Sainteloc Junior Team							
3	20 D.Bulatov/L.Mayer	EastSide Motorsport	28	1:00:24.662	9.067	129.1	13	1:51.420	150.4
	Mercedes-AMG GT4	EastSide Motorsport							
4	67 P.Petit/G.Faessel	Sainteloc Junior Team	28	1:00:32.121	16.526	129.0	13	1:51.652	150.1
	Audi R8 LMS GT4	Sainteloc Junior Team							
5	39 V.Hasse-Clot/B.Detout	GPA Racing	28	1:00:33.097	17.502	129.0	13	1:51.640	150.1
	Aston Martin Vantage AMR GT4	Baudouin Detout							
6	44 O.Kristensen/J.Wallace	Allied Racing	28	1:00:33.567	17.972	129.0	10	1:51.823	149.9
	Porsche 718 Cayman GT4 RS CS	Allied Racing GmbH							
7	32 D.Dickerson/T.Hagler	W&S Motorsport	28	1:00:34.865	19.270	129.0	14	1:52.136	149.5
	Porsche 718 Cayman GT4 RS CS	W&S Motorsport GmbH							
8	76 A.Fontana/P.Hofmann	Centri Porsche Ticino	28	1:00:44.647	29.052	128.4	9	1:51.474	150.3
	Porsche 718 Cayman GT4 RS CS	Amag First Rennsport							
9	18 L.Stegmann/M.Lungstrass	TSR Team Spirit Racing	28	1:00:45.012	29.417	128.7	10	1:52.715	148.7
	Aston Martin Vantage AMR GT4	racing one GmbH							

ver: 3.0

Page 1/ 3 printed: 30.9.2023 19:54



THANK YOU FOR CONSIDERING THE ENVIRONMENT BEFORE PRINTING THIS DOCUMENT



Barcelona, Length: 4657m

Fanatec GT WorldChEU pwr'd by AWS Endurance Cup Round 9

GT4 European Series pwr'd by Rafa Racing Club

Race 1



POWERED BY



Class Result List

Final Classification

30 September 2023 16:50:00

Nr. Drivers	Team	Laps	Total Time	Gap	Kph	Lap	Time	Kph
Car	Entrant							
10 14 <b>A.Beltoise/C.Sailleilles</b> Audi R8 LMS GT4	Sainteloc Junior Team Sainteloc Junior Team	28	1:00:47.896	32.301	128.5	13	1:51.963	149.7
11 16 <b>F.Vava-Atanackovic/G.Aso Arjol</b> Mercedes-AMG GT4	NM Racing Team NM Racing Team	28	1:00:52.495	36.900	128.4	9	1:52.104	149.5
<b>Not classified</b>								
30 <b>H.Still/M.Kronberg</b> Porsche 718 Cayman GT4 RS CS	W&S Motorsport W&S Motorsport GmbH	13	28:50.351	15LAPS	124.8	9	1:51.748	150.0
83 <b>J.Pla/J.Beaubelique</b> Audi R8 LMS GT4	Team Speedcar Jean-Luc Beaubelique	11	25:12.225	17LAPS	120.0	9	1:50.907	151.1
26 <b>A.Rabindra/R.Gillion</b> Aston Martin Vantage AMR GT4	Racing Spirit of Léman Racing Spirit of Léman							
<b>Did not start</b>								
88 <b>S.Safronov/A.Vaintrub</b> Mercedes-AMG GT4	NM Racing Team NM Racing Team							

Fastest lap of the class. Car 36 driver Antoine Leclerc on lap 9. Time 1:50.813, average speed 151.2 km/h.

CLASS: Silver Cup

Started: 20

Classified: 20

Not Classified: 0

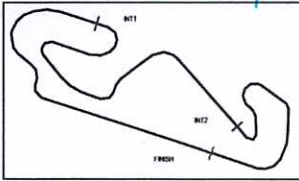
1 77 <b>J.Rattican/T.Emson</b> McLaren Artura GT4	Elite Motorsport with Entire Race Engineering Elite Motorsport	28	1:00:14.292		129.3	10	1:50.148	152.2
2 3 <b>B.Lariche/R.Consani</b> Audi R8 LMS GT4	Team Speedcar Robert Consani	28	1:00:14.617	0.325	129.4	11	1:50.857	151.2
3 78 <b>J.Mitchell/A.Denning</b> McLaren Artura GT4	Elite Motorsport with Entire Race Engineering Elite Motorsport	28	1:00:15.886	1.594	129.3	9	1:50.431	151.8
4 8 <b>A.Potty/E.Cheli</b> Toyota GR Supra GT4 EVO	Xwift Racing Events Xwift Racing Events	28	1:00:16.277	1.985	129.3	12	1:51.198	150.7
5 110 <b>P.Cauhaupé/S.Tirman</b> Alpine A110 GT4 EVO	Autosport GP LS Group Performance Simon Tirman	28	1:00:16.677	2.385	129.4	15	1:51.441	150.4
6 2 <b>M.Schrey/G.Piana</b> BMW M4 GT4 G82	Hofor Racing by Bonk Motorsport Bonk Motorsport GmbH	28	1:00:16.922	2.630	129.5	15	1:51.138	150.8
7 11 <b>E.Joullie/Y.Gedik</b> BMW M4 GT4 G82	Borusan Otomotiv Motorsport Borusan Otomotiv Motorsport	28	1:00:17.917	3.625	129.5	8	1:50.941	151.1
8 12 <b>T.Edgar/B.Besler</b> BMW M4 GT4 G82	Borusan Otomotiv Motorsport Borusan Otomotiv Motorsport	28	1:00:18.639	4.347	129.6	14	1:51.291	150.6
9 15 <b>A.Papadopulos/L.Ibanez</b> Mercedes-AMG GT4	NM Racing Team NM Racing Team	28	1:00:18.904	4.612	129.6	19	1:51.670	150.1
10 22 <b>A.Hartvig/N.Schaap</b> Porsche 718 Cayman GT4 RS CS	Allied Racing Allied Racing GmbH	28	1:00:19.124	4.832	129.2	9	1:51.160	150.8
11 74 <b>V.Weyrich/M.Villagomez</b> Aston Martin Vantage AMR GT4	Racing Spirit of Léman Racing Spirit of Léman	28	1:00:21.325	7.033	129.4	11	1:51.439	150.4
12 17 <b>D.Rappange/L.Zaenen</b> Chevrolet Camaro GT4.R	V8 Racing V8 Racing	28	1:00:23.478	9.186	129.3	11	1:51.108	150.8
13 23 <b>S.Bostandjiev/P.Lefterov</b> Porsche 718 Cayman GT4 RS CS	Overdrive Racing MC Overdrive Racing	28	1:00:25.607	11.315	129.3	14	1:51.847	149.8
14 19 <b>A.Bäckman/J.Bäckman</b> Aston Martin Vantage AMR GT4	Racing One racing one GmbH	28	1:00:27.007	12.715	129.2	10	1:52.034	149.6
15 4 <b>M.De Fulgencio Farre/P.Gogolok</b> Mercedes-AMG GT4	BCMC Motorsport powered by EastSide Motorsport BCMC Motorsport powered by EastSide Motorsport	28	1:00:27.287	12.995	129.0	9	1:51.469	150.4
16 94 <b>I.Ekelchik/N.Möller-Madsen</b> Porsche 718 Cayman GT4 RS CS	SRS Team Sorg Rennsport Sorg Rennsport GmbH	28	1:00:28.131	13.839	129.5	9	1:51.671	150.1
17 35 <b>S.Perissoutti/H.de Sadeleer</b> Alpine A110 GT4 EVO	Code Racing Development Sandro Perissoutti	28	1:00:34.443	20.151	129.3	20	1:52.064	149.6

ver: 3.0

Page 2 / 3 printed: 30.9.2023 19:54



THANK YOU FOR CONSIDERING THE ENVIRONMENT BEFORE PRINTING THIS DOCUMENT



Barcelona, Length: 4657m

Fanatec GT WorldChEU pwrd by AWS Endurance Cup Round 9

GT4 European Series pwrd by Rafa Racing Club

Race 1



Class Result List

Final Classification

30 September 2023 16:50:00

Nr. Drivers	Team	Laps	Total Time	Gap	Kph	Lap	Time	Kph
Car	Entrant							
18 48 B.Voisin/L.Meric	GPA Racing	25	53:28.913	3LAPS	130.3	9	1:51.274	150.6
Aston Martin Vantage AMR GT4	Bailey Voisin							
19 93 R.Dort/S.Paulet	SRS Team Sorg Rennsport	23	48:53.798	5LAPS	131.5	13	1:52.144	149.4
Porsche 718 Cayman GT4 RS CS	Sorg Rennsport GmbH							
20 5 J.Day/R.del Sarte	Mirage Racing	20	42:30.704	8LAPS	130.9	12	1:50.678	151.4
Aston Martin Vantage AMR GT4	Ruben del Sarte							

Fastest lap of the class. Car 77 driver Josh Rattican on lap 10. Time 1:50.148, average speed 152.2 km/h.

Following stewards decision no. 16 - 10s penalty for the car no. 94

Following stewards decision no. 17 - 5s penalty for the car no. 17

Following stewards decision no. 18 - 5s penalty for the car no. 74

Following stewards decision no. 21 - 5s penalty for the car no. 35

Steward: Steve Burns 	Steward: Wim Cools 	Steward: Enric Arrazola 
--------------------------	------------------------	-----------------------------

ver: 3.0

Page 3/ 3 printed: 30.9.2023 19:54

