

Fanatec GT WorldChEU pwrd by AWS Endurance Cup Round 9

GT4 European Series pwrd by Rafa Racing Club

Race 2



Barcelona, Length: 4657m

Result List

Final Classification

01 October 2023 11:20:00

Stewards / Race Management

STEWARD	Steve Burns
STEWARD	Wim Cools
STEWARD	Enric Arrazola
RACE DIRECTOR	Joel Do Vale
CLERK OF THE COURSE	Albert Udina
TECHNICAL DELEGATE	Jean Marie Beauloye
CHIEF TIMEKEEPER	Daniel Schulze

Weather Start/Finish

AIR	25.4°C
TRACK	30.8°C
CONDITIONS	Dry
PRESSURE	1007 hPa
AIR	26.8°C
TRACK	26.2°C
CONDITIONS	Dry
PRESSURE	1007 hPa

Track Information

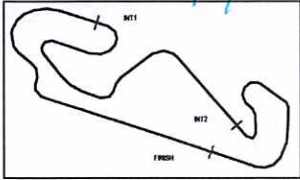
GREEN FLAG	11:18:59
CHEQUERED FLAG	12:20:45
SAFETY CAR PHASE	1
FULL COURSE YELLOW PHASE	0
TRACK NAME	Barcelona
TRACK LENGTH	4657m
TURN COUNT	14
TOTAL DISTANCE	149.02km
FASTEST LAP:	#2. PIA - 1:50.311

STARTED: 39 CLASSIFIED: 37 NOT CLASSIFIED: 2 DISQUALIFIED: 0

Nr. Drivers	Team	Laps	Total Time	Gap	Kph	Lap	Time	Kph
Cl. Car	Entrant							
1 2 M.Schrey/G.Piana Silver BMW M4 GT4 G82	Hofor Racing by Bonk Motorsport Bonk Motorsport GmbH	32	1:01:47.990		144.7	6	1:50.311	151.9
2 78 J.Mitchell/A.Denning Silver McLaren Artura GT4	Elite Motorsport with Entire Race Engineering Elite Motorsport	32	1:02:02.245	14.255	144.1	6	1:50.515	151.7
3 3 B.Lariche/R.Consani Silver Audi R8 LMS GT4	Team Speedcar Robert Consani	32	1:02:12.950	24.960	144.0	8	1:51.270	150.6
4 5 J.Day/R.del Sarte Silver Aston Martin Vantage AMR GT4	Mirage Racing Ruben del Sarte	32	1:02:17.637	29.647	143.8	6	1:50.985	151.0
5 74 V.Weyrich/M.Villagomez Silver Aston Martin Vantage AMR GT4	Racing Spirit of Léman Racing Spirit of Léman	32	1:02:17.997	30.007	144.1	6	1:51.398	150.4
6 42 G.Guilvert/C.Hamon PAM Audi R8 LMS GT4	Sainteloc Junior Team Sainteloc Junior Team	32	1:02:18.783	30.793	143.8	6	1:51.278	150.6
7 110 P.Cauhaupé/S.Tirman Silver Alpine A110 GT4 EVO	Autosport GP LS Group Performance Simon Tirman	32	1:02:27.116	39.126	143.6	5	1:50.585	151.6
8 94 I.Ekelchik/N.Möller-Madsen Silver Porsche 718 Cayman GT4 RS CS	SRS Team Sorg Rennsport Sorg Rennsport GmbH	32	1:02:29.517	41.527	143.2	6	1:51.311	150.6
9 10 J.Piguet/A.Varutti AM Porsche 718 Cayman GT4 RS CS	AVR-AVVATAR Julien Piguet	32	1:02:31.707	43.717	143.2	8	1:51.324	150.5
10 36 A.Leclerc/J.Bouvet PAM Alpine A110 GT4 EVO	Code Racing Development Jean-Bernard BOUVET	32	1:02:32.706	44.716	143.5	11	1:51.675	150.1
11 15 A.Papadopulos/L.Ibanez Silver Mercedes-AMG GT4	NM Racing Team NM Racing Team	32	1:02:38.303	50.313	143.0	11	1:51.243	150.7
12 35 S.Perissoutti/H.de Sadeleer Silver Alpine A110 GT4 EVO	Code Racing Development Sandro Perissoutti	32	1:02:38.346	50.356	143.4	10	1:51.547	150.2
13 4 M.De Fulgencio Farre/P.Gogollok Silver Mercedes-AMG GT4	BCMC Motorsport powered by EastSide Motorsport BCMC Motorsport powered by EastSide Motorsport	32	1:02:41.413	53.423	143.0	5	1:51.129	150.8
14 19 A.Bäckman/J.Bäckman Silver Aston Martin Vantage AMR GT4	Racing One racing one GmbH	32	1:02:46.356	58.366	142.9	6	1:51.361	150.5
15 23 S.Bostandjiev/P.Lefterov Silver Porsche 718 Cayman GT4 RS CS	Overdrive Racing MC Overdrive Racing	32	1:02:48.134	1:00.144	142.7	5	1:51.143	150.8
16 53 D.Meloni/P.Meloni AM BMW M4 GT4 G82	W&D Racing Team W&D Racing Team Srl	32	1:02:48.337	1:00.347	143.1	15	1:51.658	150.1
17 17 D.Rappange/L.Zaenen Silver Chevrolet Camaro GT4.R	V8 Racing V8 Racing	32	1:02:49.080	1:01.090	143.0	7	1:51.764	150.0
18 55 L.Hurgon/A.Ferte AM Alpine A110 GT4 EVO	Autosport GP LS Group Performance Laurent Hurgon	32	1:02:49.226	1:01.236	142.8	7	1:51.299	150.6
19 39 V.Hasse-Cloët/B.Detout PAM Aston Martin Vantage AMR GT4	GPA Racing Baudouin Detout	32	1:02:50.618	1:02.628	143.1	5	1:52.315	149.2
20 18 L.Stegmann/M.Lungstrass PAM Aston Martin Vantage AMR GT4	TSR Team Spirit Racing racing one GmbH	32	1:02:51.722	1:03.732	142.8	9	1:51.956	149.7
21 67 P.Petit/G.Faessel PAM Audi R8 LMS GT4	Sainteloc Junior Team Sainteloc Junior Team	32	1:02:53.057	1:05.067	142.9	8	1:51.645	150.1



[Handwritten signatures and marks]



Barcelona, Length: 4657m

Fanatec GT WorldChEU pwrd by AWS Endurance Cup Round 9

GT4 European Series pwrd by Rafa Racing Club

Race 2



Result List

Final Classification

01 October 2023 11:20:00

Nr. Drivers	Team	Laps	Total Time	Gap	Kph	Lap	Time	Kph
Cl. Car	Entrant							
22 48 B.Voisin/L.Meric Silver Aston Martin Vantage AMR GT4	GPA Racing Bailey Voisin	32	1:02:54.071	1:06.081	142.5	6	1:51.474	150.3
23 44 O.Kristensen/J.Wallace PAM Porsche 718 Cayman GT4 RS CS	Allied Racing Allied Racing GmbH	32	1:02:54.153	1:06.163	142.7	5	1:52.222	149.3
24 72 K.Jimenez/F.Grizard AM Aston Martin Vantage AMR GT4	GPA Racing Florent Grizard	32	1:03:03.046	1:15.056	142.5	9	1:52.234	149.3
25 21 J.Dominici/J.Leandri AM Alpine A110 GT4 EVO	Chazel Technologie Course Jean-Paul Dominici	32	1:03:05.487	1:17.497	142.6	12	1:51.915	149.8
26 75 I.Jacoma/N.Leutwiler AM Porsche 718 Cayman GT4 RS CS	Centri Porsche Ticino Amag First Rennsport	32	1:03:16.333	1:28.343	142.5	11	1:52.389	149.1
27 83 J.Pla/J.Beaubelique PAM Audi R8 LMS GT4	Team Speedcar Jean-Luc Beaubelique	32	1:03:19.597	1:31.607	143.2	15	1:51.760	150.0
28 14 A.Beltoise/C.Salleilles PAM Audi R8 LMS GT4	Sainteloc Junior Team Sainteloc Junior Team	32	1:03:25.105	1:37.115	141.8	5	1:52.978	148.3
29 13 I.Tzonev/J.Börling AM Porsche 718 Cayman GT4 RS CS	Overdrive Racing MC Overdrive Racing	31	1:03:49.384	1 LAP	137.0	7	1:53.152	148.1
30 12 T.Edgar/B.Besler Silver BMW M4 GT4 G82	Borusan Otomotiv Motorsport Borusan Otomotiv Motorsport	30	58:33.890	2LAPS	143.5	9	1:51.148	150.8
31 32 D.Dickerson/T.Hagler PAM Porsche 718 Cayman GT4 RS CS	W&S Motorsport W&S Motorsport GmbH	30	1:03:08.980	2LAPS	144.7	18	1:52.172	149.4
32 22 A.Hartvig/N.Schaap Silver Porsche 718 Cayman GT4 RS CS	Allied Racing Allied Racing GmbH	29	56:34.330	3LAPS	143.3	8	1:51.391	150.5
33 76 A.Fontana/P.Hofmann PAM Porsche 718 Cayman GT4 RS CS	Centri Porsche Ticino Amag First Rennsport	29	59:06.966	3LAPS	137.8	16	1:51.887	149.8
34 8 A.Potty/E.Cheli Silver Toyota GR Supra GT4 EVO	Xwift Racing Events Xwift Racing Events	28	55:09.222	4LAPS	142.2	5	1:51.200	150.7
35 16 F.Vava-Atanackovic/G.Aso Arjol PAM Mercedes-AMG GT4	NM Racing Team NM Racing Team	28	55:44.243	4LAPS	141.7	15	1:52.257	149.3
36 20 D.Bulatov/L.Mayer PAM Mercedes-AMG GT4	EastSide Motorsport EastSide Motorsport	26	51:25.384	6LAPS	142.4	16	1:51.352	150.5
37 77 J.Rattican/T.Emson Silver McLaren Artura GT4	Elite Motorsport with Entire Race Engineering Elite Motorsport	24	47:18.735	8LAPS	142.1	7	1:51.706	150.0
Not classified								
11 E.Joulié/Y.Gedik Silver BMW M4 GT4 G82	Borusan Otomotiv Motorsport Borusan Otomotiv Motorsport	13	25:35.445	19LAPS	143.5	9	1:51.535	150.3
30 H.Still/M.Kronberg PAM Porsche 718 Cayman GT4 RS CS	W&S Motorsport W&S Motorsport GmbH	3	7:29.247	29LAPS	105.7			

Did not start

88 S.Safronov/A.Vaintrub
PAM Mercedes-AMG GT4
NM Racing Team
NM Racing Team

Fastest lap of the race. Car 2 driver Gabriele Piana on lap 6. Time 1:50.311, average speed 151.9 km/h.

Following stewards decision - 10s Pit Stop penalty for the car no. 75 - Start Procedure

Following stewards decision - 5s Pit Stop penalty for the car no. 3 - Bollard

Following race director decision - 5s penalty for the car no. 16, 13 - Track Limits

Following race director decision - 5s penalty for the car no. 16, 13 - Track Limits - 2nd Penalty

Following race director decision - 5s penalty for the car no. 13 - Track Limits - 3rd Penalty

Following stewards decision - 5s penalty for car no. 110 - causing collision

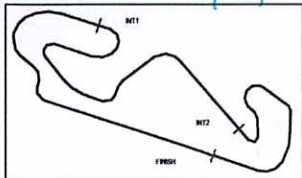
Following stewards decision - 11s penalty for car no. 74 & 75 - short Pitstop

Following stewards decision no. 31 - 5s penalty for car no. 3 - short Pitstop

Following stewards decision no. 28, 29 - 5s penalty for the car no. 12, 110

Following stewards decision no. 30 drive through penalty converted into a time penalty of 30 seconds for car no. 83





Barcelona, Length: 4657m

Fanatec GT WorldChEU pwr'd by AWS Endurance Cup Round 9

GT4 European Series pwr'd by Rafa Racing Club

Race 2




Result List

Final Classification

01 October 2023 11:20:00

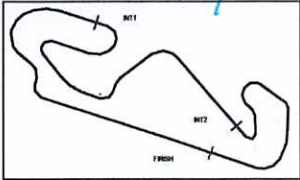
Nr. Drivers	Team	Laps	Total Time	Gap	Kph	Lap	Time	Kph
Cl. Car	Entrant							

Steward: Steve Burns 	Steward: Wim Cools 	Steward: Enric Arrazola 
---	---	--

ver: 2.0

Page 3/ 3 printed: 1.10.2023 17:31





Barcelona, Length: 4657m



Race 2

Class Result List

Final Classification

01 October 2023 11:20:00

Stewards / Race Management

STEWARD	Steve Burns
STEWARD	Wim Cools
STEWARD	Enric Arrazola
RACE DIRECTOR	Joel Do Vale
CLERK OF THE COURSE	Albert Udina
TECHNICAL DELEGATE	Jean Marie Beauloye
CHIEF TIMEKEEPER	Daniel Schulze

Weather Start/Finish

AIR	25.4°C
TRACK	30.8°C
CONDITIONS	Dry
PRESSURE	1007 hPa
AIR	26.8°C
TRACK	26.2°C
CONDITIONS	Dry
PRESSURE	1007 hPa

Track Information

GREEN FLAG	11:18:59
CHEQUERED FLAG	12:20:45
SAFETY CAR PHASE	1
FULL COURSE YELLOW PHASE	0
TRACK NAME	Barcelona
TRACK LENGTH	4657m
TURN COUNT	14
TOTAL DISTANCE	149.02km
FASTEST LAP:	#2. PIA - 1:50.311

STARTED: 39 CLASSIFIED: 37 NOT CLASSIFIED: 2 DISQUALIFIED: 0

Nr. Drivers	Team	Laps	Total Time	Gap	Kph	Lap	Time	Kph
Car	Entrant							

CLASS: AM Cup

Started: 7 Classified: 7 Not Classified: 0

1	10 J.Piguet/A.Varutti	AVR-AVATAR	32	1:02:31.707		143.2	8	1:51.324	150.5
	Porsche 718 Cayman GT4 RS CS	Julien Piguet							
2	53 D.Meloni/P.Meloni	W&D Racing Team	32	1:02:48.337	16.630	143.1	15	1:51.658	150.1
	BMW M4 GT4 G82	W&D Racing Team Srl							
3	55 L.Hurgon/A.Ferte	Autosport GP LS Group Performance	32	1:02:49.226	17.519	142.8	7	1:51.299	150.6
	Alpine A110 GT4 EVO	Laurent Hurgon							
4	72 K.Jimenez/F.Grizard	GPA Racing	32	1:03:03.046	31.339	142.5	9	1:52.234	149.3
	Aston Martin Vantage AMR GT4	Florent Grizard							
5	21 J.Dominici/J.Leandri	Chazel Technologie Course	32	1:03:05.487	33.780	142.6	12	1:51.915	149.8
	Alpine A110 GT4 EVO	Jean-Paul Dominici							
6	75 I.Jacoma/N.Leutwiler	Centri Porsche Ticino	32	1:03:16.333	44.626	142.5	11	1:52.389	149.1
	Porsche 718 Cayman GT4 RS CS	Amag First Rennsport							
7	13 I.Tzonev/J.Böiting	Overdrive Racing	31	1:03:49.384	1 LAP	137.0	7	1:53.152	148.1
	Porsche 718 Cayman GT4 RS CS	MC Overdrive Racing							

Fastest lap of the class. Car 55 driver Alain Ferte on lap 7. Time 1:51.299, average speed 150.6 km/h.

CLASS: Pro-AM Cup

Started: 13 Classified: 12 Not Classified: 1

1	42 G.Guilvert/C.Hamon	Sainteloc Junior Team	32	1:02:18.783		143.8	6	1:51.278	150.6
	Audi R8 LMS GT4	Sainteloc Junior Team							
2	36 A.Leclerc/J.Bouvet	Code Racing Development	32	1:02:32.706	13.923	143.5	11	1:51.675	150.1
	Alpine A110 GT4 EVO	Jean-Bernard BOUVET							
3	39 V.Hasse-Clot/B.Detout	GPA Racing	32	1:02:50.618	31.835	143.1	5	1:52.315	149.2
	Aston Martin Vantage AMR GT4	Baudouin Detout							
4	18 L.Stegmann/M.Lungstrass	TSR Team Spirit Racing	32	1:02:51.722	32.939	142.8	9	1:51.956	149.7
	Aston Martin Vantage AMR GT4	racing one GmbH							
5	67 P.Petit/G.Faessel	Sainteloc Junior Team	32	1:02:53.057	34.274	142.9	8	1:51.645	150.1
	Audi R8 LMS GT4	Sainteloc Junior Team							
6	44 O.Kristensen/J.Wallace	Allied Racing	32	1:02:54.153	35.370	142.7	5	1:52.222	149.3
	Porsche 718 Cayman GT4 RS CS	Allied Racing GmbH							
7	83 J.Pla/J.Beaubelique	Team Speedcar	32	1:03:19.597	1:00.814	143.2	15	1:51.760	150.0
	Audi R8 LMS GT4	Jean-Luc Beaubelique							
8	14 A.Belloise/C.Salleilles	Sainteloc Junior Team	32	1:03:25.105	1:06.322	141.8	5	1:52.978	148.3
	Audi R8 LMS GT4	Sainteloc Junior Team							
9	32 D.Dickerson/T.Hagler	W&S Motorsport	30	1:03:08.980	2LAPS	144.7	18	1:52.172	149.4
	Porsche 718 Cayman GT4 RS CS	W&S Motorsport GmbH							
10	76 A.Fontana/P.Hofmann	Centri Porsche Ticino	29	59:06.966	3LAPS	137.8	16	1:51.887	149.8
	Porsche 718 Cayman GT4 RS CS	Amag First Rennsport							
11	16 F.Vava-Atanackovic/G.Aso Arjol	NM Racing Team	28	55:44.243	4LAPS	141.7	15	1:52.257	149.3
	Mercedes-AMG GT4	NM Racing Team							

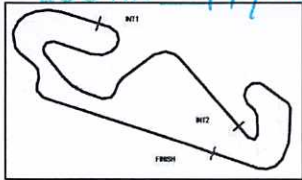
ver: 2.0

Page 1 / 3 printed: 1.10.2023 17:31



THANK YOU FOR CONSIDERING THE ENVIRONMENT BEFORE PRINTING THIS DOCUMENT

[Handwritten signatures]



Barcelona, Length: 4657m

Fanatec GT WorldChEU pwrd by AWS Endurance Cup Round 9

GT4 European Series pwrd by Rafa Racing Club

Race 2



Class Result List

Final Classification

01 October 2023 11:20:00

Nr. Drivers	Team	Laps	Total Time	Gap	Kph	Lap	Time	Kph
Car	Entrant							
12 20 D.Bulatov/L.Mayer	EastSide Motorsport	26	51:25.384	6LAPS	142.4	16	1:51.352	150.5
Mercedes-AMG GT4	EastSide Motorsport							
Not classified								
30 H.Still/M.Kronberg	W&S Motorsport	3	7:29.247	29LAPS	105.7			
Porsche 718 Cayman GT4 RS CS	W&S Motorsport GmbH							
Did not start								
88 S.Safronov/A.Vaintrub	NM Racing Team							
Mercedes-AMG GT4	NM Racing Team							

Fastest lap of the class. Car 42 driver Christophe Hamon on lap 6. Time 1:51.278, average speed 150.6 km/h.

CLASS: Silver Cup

Started: 19

Classified: 18

Not Classified: 1

1 2 M.Schrey/G.Piana	Hofor Racing by Bonk Motorsport	32	1:01:47.990		144.7	6	1:50.311	151.9
BMW M4 GT4 G82	Bonk Motorsport GmbH							
2 78 J.Mitchell/A.Denning	Elite Motorsport with Entire Race Engineering	32	1:02:02.245	14.255	144.1	6	1:50.515	151.7
McLaren Artura GT4	Elite Motorsport							
3 3 B.Lariche/R.Consani	Team Speedcar	32	1:02:12.950	24.960	144.0	8	1:51.270	150.6
Audi R8 LMS GT4	Robert Consani							
4 5 J.Day/R.del Sarte	Mirage Racing	32	1:02:17.637	29.647	143.8	6	1:50.985	151.0
Aston Martin Vantage AMR GT4	Ruben del Sarte							
5 74 V.Weyrich/M.Villagomez	Racing Spirit of Léman	32	1:02:17.997	30.007	144.1	6	1:51.398	150.4
Aston Martin Vantage AMR GT4	Racing Spirit of Léman							
6 110 P.Cauhaupe/S.Tirman	Autosport GP LS Group Performance	32	1:02:27.116	39.126	143.6	5	1:50.585	151.6
Alpine A110 GT4 EVO	Simon Tirman							
7 94 I.Ekelchik/N.Möller-Madsen	SRS Team Sorg Rennsport	32	1:02:29.517	41.527	143.2	6	1:51.311	150.6
Porsche 718 Cayman GT4 RS CS	Sorg Rennsport GmbH							
8 15 A.Papadopoulos/L.Ibanez	NM Racing Team	32	1:02:38.303	50.313	143.0	11	1:51.243	150.7
Mercedes-AMG GT4	NM Racing Team							
9 35 S.Perissoutti/H.de Sadeleer	Code Racing Development	32	1:02:38.346	50.356	143.4	10	1:51.547	150.2
Alpine A110 GT4 EVO	Sandro Perissoutti							
10 4 M.De Fulgencio Farre/P.Gogollok	BCMC Motorsport powered by EastSide Motorsport	32	1:02:41.413	53.423	143.0	5	1:51.129	150.8
Mercedes-AMG GT4	BCMC Motorsport powered by EastSide Motorsport							
11 19 A.Bäckman/J.Bäckman	Racing One	32	1:02:46.356	58.366	142.9	6	1:51.361	150.5
Aston Martin Vantage AMR GT4	racing one GmbH							
12 23 S.Bostandjiev/P.Lefterov	Overdrive Racing	32	1:02:48.134	1:00.144	142.7	5	1:51.143	150.8
Porsche 718 Cayman GT4 RS CS	MC Overdrive Racing							
13 17 D.Rappange/L.Zaenen	V8 Racing	32	1:02:49.080	1:01.090	143.0	7	1:51.764	150.0
Chevrolet Camaro GT4.R	V8 Racing							
14 48 B.Voisin/L.Meric	GPA Racing	32	1:02:54.071	1:06.081	142.5	6	1:51.474	150.3
Aston Martin Vantage AMR GT4	Bailey Voisin							
15 12 T.Edgar/B.Besler	Borusan Otomotiv Motorsport	30	58:33.890	2LAPS	143.5	9	1:51.148	150.8
BMW M4 GT4 G82	Borusan Otomotiv Motorsport							
16 22 A.Hartvig/N.Schaap	Allied Racing	29	56:34.330	3LAPS	143.3	8	1:51.391	150.5
Porsche 718 Cayman GT4 RS CS	Allied Racing GmbH							
17 8 A.Potty/E.Cheli	Xwift Racing Events	28	55:09.222	4LAPS	142.2	5	1:51.200	150.7
Toyota GR Supra GT4 EVO	Xwift Racing Events							
18 77 J.Rattican/T.Emson	Elite Motorsport with Entire Race Engineering	24	47:18.735	8LAPS	142.1	7	1:51.706	150.0
McLaren Artura GT4	Elite Motorsport							
Not classified								
11 E.Joulié/Y.Gedik	Borusan Otomotiv Motorsport	13	25:35.445	19LAPS	143.5	9	1:51.535	150.3
BMW M4 GT4 G82	Borusan Otomotiv Motorsport							

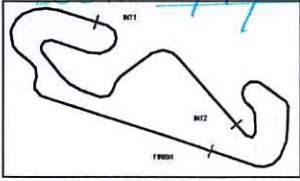
Fastest lap of the class. Car 2 driver Gabriele Piana on lap 6. Time 1:50.311, average speed 151.9 km/h.

ver: 2.0

Page 2 / 3 printed: 1.10.2023 17:31



THANK YOU FOR CONSIDERING THE ENVIRONMENT BEFORE PRINTING THIS DOCUMENT



Barcelona, Length: 4657m

Fanatec GT WorldChEU pwrd by AWS Endurance Cup Round 9
GT4 European Series pwrd by Rafa Racing Club

Race 2



Class Result List

Final Classification

01 October 2023 11:20:00

Nr. Drivers Car	Team Entrant	Laps	Total Time	Gap	Kph	Lap	Time	Kph
--------------------	-----------------	------	------------	-----	-----	-----	------	-----

- Following stewards decision - 10s Pit Stop penalty for the car no. 75 - Start Procedure
- Following stewards decision - 5s Pit Stop penalty for the car no. 3 - Bollard
- Following race director decision - 5s penalty for the car no. 16, 13 - Track Limits
- Following race director decision - 5s penalty for the car no. 16, 13 - Track Limits - 2nd Penalty
- Following race director decision - 5s penalty for the car no. 13 - Track Limits - 3rd Penalty
- Following stewards decision - 5s penalty for car no. 110 - causing collision
- Following stewards decision - 11s penalty for car no. 74 & 75 - short Pitstop
- Following stewards decision no. 31 - 5s penalty for car no. 3 - short Pitstop
- Following stewards decision no. 28, 29 - 5s penalty for the car no. 12, 110
- Following stewards decision no. 30 drive through penalty converted into a time penalty of 30 seconds for car no. 83

Steward: Steve Burns 	Steward: Wim Cools 	Steward: Enric Arrazola
--------------------------	------------------------	-----------------------------

ver: 2.0

Page 3/ 3 printed: 1.10.2023 17:31

