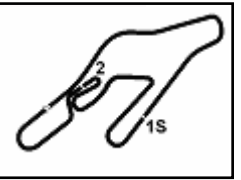


5<sup>th</sup> Round

6.1

PRO-PROAM  
FINAL

## PRO - PRO AM - Results Race 2

Autodromo Vallelunga 4.085 m

Laps 30 = 122,550 km - Avg 144,825 km/h - Race Time 50'46.295

1 / 2

No.	Driver 1 Entrant	Driver 2 Team	Car	Class	Laps	Time	Gap	Rel.	Fastest Lap
1	<b>10</b> TESTA Rodrigo (PRT) 1'34.660 IRON LYNX	<b>DE WILDE</b> Ugo (BEL) Iron Lynx	Huracán ST EVO 2	PRO	30	50'46.295		6	1'34.238
2	<b>86</b> LEITCH Brendon (NZL) LEIPERT MOTORSPORT	Leipert Motorsport	Huracán ST EVO 2	PRO	30	50'47.250	<b>0.955</b>	<b>0.955</b>	5 1'34.379
3	<b>16</b> LEWANDOWSKI Andrzej (POL) 1'36.276 VSR	<b>SPINELLI</b> Loris (ITA) VSR	Huracán ST EVO 2	PROAM	30	50'48.341	<b>2.046</b>	<b>1.091</b>	5 <b>1'33.240</b>
4P	<b>6</b> MICHELOTTO Mattia (ITA) VSR	<b>STADSBADER</b> Gilles (BEL) 1'35.248 VSR	Huracán ST EVO 2	PRO	30	50'54.497	<b>8.202</b>	<b>6.156</b>	17 1'34.244
5	<b>28</b> BONDUEL Amaury (FRA) BONDUEL AMAURY	BDR Competition by Grupo Prom	Huracán ST EVO 2	PRO	30	51'05.800	<b>19.505</b>	<b>11.303</b>	7 1'34.687
6	<b>61</b> BALTHASAR Sebastian (DEU) 1'35.260 OREGON TEAM	<b>MORETTI</b> Marzio (ITA) Oregon Team	Huracán ST EVO 2	PRO	30	51'11.697	<b>25.402</b>	<b>5.897</b>	15 1'35.119
7P	<b>9</b> SÖDERSTRÖM Oliver (SWE) TARGET RACING	<b>ALI</b> Largim (DNK) 1'35.719 Target Racing	Huracán ST EVO 2	PRO	30	51'11.804	<b>25.509</b>	<b>0.107</b>	8 1'35.191
8P	<b>33</b> EATON Abbie (GBR) 1'36.413 BONALDI MOTORSPORT	<b>ARROW</b> Daan (NLD) Rebelleo by Bonaldi Motorsport	Huracán ST EVO 2	PRO	30	51'19.043	<b>32.748</b>	<b>7.239</b>	7 1'34.685
9	<b>44</b> EBRAHIM Pedro (BRA) 1'36.231 OREGON TEAM	<b>PUJEU BEYA</b> Guillem (ESP) Oregon Team	Huracán ST EVO 2	PRO	30	51'29.813	<b>43.518</b>	<b>10.770</b>	7 1'35.195
10	<b>89</b> SCHOONDERWOERD Nigel (NLD) 1'36.255 IRON LYNX	<b>BUURMAN</b> Yelmer (NLD) Iron Lynx	Huracán ST EVO 2	PROAM	30	51'47.298	<b>1'01.003</b>	<b>17.485</b>	15 1'35.561
11	<b>7</b> VALKRE Lucas (FRA) 1'36.999 VALKRE LUCAS	<b>LENEUTRE</b> Joran (FRA) Arkadia Racing	Huracán ST EVO 2	PRO	30	51'51.813	<b>1'05.518</b>	<b>4.515</b>	4 1'35.176
12	<b>14</b> BETTERA Enrico (ITA) 1'36.786 OREGON TEAM	<b>PEGORARO</b> Lorenzo (ITA) Oregon Team	Huracán ST EVO 2	PROAM	30	51'54.622	<b>1'08.327</b>	<b>2.809</b>	27 1'35.890
13	<b>78</b> ZONZINI Emanuele (SMR) IRON LYNX	<b>COLOMBINI</b> Emanuel (SMR) 1'36.867 Iron Lynx	Huracán ST EVO 2	PROAM	30	51'56.494	<b>1'10.199</b>	<b>1.872</b>	15 1'35.781
14P	<b>95</b> PAVERUD Marcus (NOR) 1'36.240 VSR	<b>ZANON</b> Ignazio (ITA) VSR	Huracán ST EVO 2	PROAM	30	51'56.681	<b>1'10.386</b>	<b>0.187</b>	6 1'36.133
15	<b>13</b> MALOIGNE Edgar (FRA) GUERIN STEPHAN	<b>GUERIN</b> Stephan (FRA) 1'36.503 Arkadia Racing	Huracán ST EVO 2	PROAM	30	51'57.556	<b>1'11.261</b>	<b>0.875</b>	18 1'36.273
16	<b>68</b> LOCANTO Diego (ITA) 1'37.469 DL CONSULTING	<b>SEGÙ</b> Luca (ITA) Lamborghini Roma by DL Racing	Huracán ST EVO 2	PROAM	30	51'57.947	<b>1'11.652</b>	<b>0.391</b>	15 1'35.779
17	<b>42</b> FREYMUTH Sebastian (DEU) AKF MOTORSPORT	AKF Motorsport	Huracán ST EVO 2	PRO	30	52'04.388	<b>1'18.093</b>	<b>6.441</b>	5 1'35.626
18	<b>15</b> BOLGER Douglas (JPN) TARGET RACING	<b>GREENWOOD</b> Robert (GBR) 1'38.044 Lamborghini Stuttgart by Target Racing	Huracán ST EVO 2	PROAM	30	52'04.519	<b>1'18.224</b>	<b>0.131</b>	24 1'35.432
19P	<b>75</b> ABKHAZAVA Shota (KAZ) 1'38.207 ART LINE	<b>ORUDZHEV</b> Egor (KGZ) ART Line	Huracán ST EVO 2	PROAM	30	52'05.064	<b>1'18.769</b>	<b>0.545</b>	6 1'35.190
20P	<b>99</b> WAGNER Yury (LUX) LEIPERT MOTORSPORT	<b>MATTHIESEN</b> Patrik (DNK) 1'35.949 Leipert Motorsport	Huracán ST EVO 2	PRO	30	52'05.524	<b>1'19.229</b>	<b>0.460</b>	6 1'35.803
21	<b>92</b> BLANCHEMAIN Michael (FRA) 1'37.727 SCUDERIA VILLORBA CORSE	<b>PLA</b> Jim (FRA) Scuderia Villorba Corse	Huracán ST EVO 2	PROAM	30	52'05.802	<b>1'19.507</b>	<b>0.278</b>	6 1'35.151
22P	<b>11</b> BERTO Filippo (ITA) 1'36.434 OREGON TEAM	<b>MAINETTI</b> Alessandro (ITA) Oregon Team	Huracán ST EVO 2	PRO	30	52'06.168	<b>1'19.873</b>	<b>0.366</b>	6 1'35.894
23	<b>27</b> TRIBAUDINI Stephane (FRA) 1'36.957 TRIBAUDINI STEPHANE	<b>CABIROU</b> Loris (FRA) CMR	Huracán ST EVO 2	PRO	30	52'17.668	<b>1'31.373</b>	<b>11.500</b>	5 1'35.195
24P	<b>20</b> VAN DEN BERG Robert (NLD) VAN DEN BERG ROBERT	<b>VAN DEN BERG</b> Benjamin (NLD) 1'36.282 HBR Motorsport	Huracán ST EVO 2	PROAM	27	47'14.407	<b>3 Laps</b>	<b>3 Laps</b>	27 1'36.042
25	<b>66</b> FORMANEK Bronek (CZE) 1'37.046 MICANEK MOTORSPORT ACCR TEAM	<b>BASZ</b> Karol (POL) MicaneK Motorsport ACCR Team	Huracán ST EVO 2	PROAM	24	42'11.993	<b>6 Laps</b>	<b>3 Laps</b>	15 1'35.931
----- Not Classified -----									
RET	<b>50</b> IANNIELLO Riccardo (ITA) 1'37.749 DL CONSULTING	<b>FABI</b> Alessandro (ITA) Lamborghini Roma by DL Racing	Huracán ST EVO 2	PRO	21	40'08.794	<b>9 Laps</b>		9 1'35.799
RET	<b>51</b> POLLINI Giacomo (ITA) IMPERIALE SPORT CAR SERVICE	<b>POLLINI</b> Matteo (ITA) 1'36.571 Imperiale Racing	Huracán ST EVO 2	PRO	20	35'45.458	<b>10 Laps</b>		19 1'36.208
RET	<b>81</b> AU Alex (HKG) TARGET RACING	<b>SCHANDORFF</b> Frederik (DNK) Target Racing	Huracán ST EVO 2	PROAM	15	25'40.185	<b>15 Laps</b>		6 1'34.724

Starting: 28 Classified: 25 Not Classified: 0 Retired: 3 Not Started: 0

Fastest Lap N. 5 No. 16 Loris Spinelli Time 1'33.240 Avg. 157,722 Km/h

Humidity:	79%	AIR	17°C
Condition:	DRY	Temp:	17°C

Stewards : Alessandro Tibiletti Alice Scutellà Franco Leoni

Start	End
12/11/2023 14:43	15:35

Powered by FICr Perugia Timing

ROGER DUBUIS

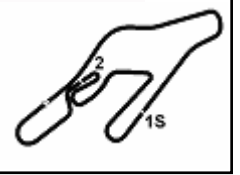
  
driving emotion



5<sup>th</sup> Round

6.1

PRO-PROAM  
FINAL



Autodromo Vallelunga 4.085 m

2 / 2

## PRO - PRO AM - Results Race 2

Laps 15 = 61,275 km - Avg 72,413 km/h - Race Time 25'40.185

### Penalty and Infringement

15.13	81	Target Racing	Drive Through Penalty - Stewards dec. n. 20
15.18	6	VSR	Time Penalty +0.936 sec - Incorrect driver change
15.18	9	Target Racing	Time Penalty +0.456 sec - Incorrect driver change
15.18	20	van den Berg Robert	Time Penalty +1.233 sec - Incorrect driver change
15.18	33	Bonaldi Motorsport	Time Penalty +1.086 sec - Incorrect driver change
15.30	11	Oregon Team	Time Penalty +10 sec - Stewards dec. n. 21
15.37	99	Leipert Motorsport	Time Penalty +10 sec - Stewards dec. n. 23
15.40	75	ART Line	Time Penalty +10 sec - Stewards dec. n. 24
17.01	6	VSR	Time Penalty +5 sec - Stewards dec. n. 25
17.01	95	VSR	Time Penalty +2 sec - Stewards dec. n. 26

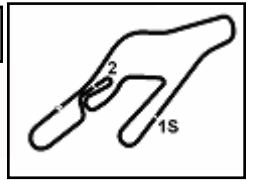
Stewards : Alessandro Tibiletti Alice Scutellà Franco Leoni

Start 12/11/2023 14:43  
End 15:35

Powered by FICr Perugia Timing

ROGER DUBUIS

 **HANKOOK**  
driving emotion

5<sup>th</sup> Round6.2  
PRO-PROAM

## PRO - PRO AM - Results by Class Race 2

Autodromo Vallelunga 4.085 m

1 / 2

## PRO

Laps 30 = 122,550 km - Avg 144,825 km/h - Race Time 50'46.295

No.	Driver 1 Entrant	Driver 2 Team	Car	Laps	Time	Gap	Rel.	Fastest Lap
1	10 TESTA Rodrigo (PRT) 1'34.660 IRON LYNX	DE WILDE Ugo (BEL) Iron Lynx	Huracán ST EVO 2	30	50'46.295		6	1'34.238
2	86 LEITCH Brendon (NZL) LEIPERT MOTORSPORT	Leipert Motorsport	Huracán ST EVO 2	30	50'47.250	0.955	0.955	5 1'34.379
3P	6 MICHELOTTO Mattia (ITA) VSR	STADSBADER Gilles (BEL) 1'35.248 VSR	Huracán ST EVO 2	30	50'54.497	8.202	7.247	17 1'34.244
4	28 BONDUEL Amaury (FRA) BONDUEL AMAURY	BDR Competition by Grupo Prom	Huracán ST EVO 2	30	51'05.800	19.505	11.303	7 1'34.687
5	61 BALTHASAR Sebastian (DEU) 1'35.260 OREGON TEAM	MORETTI Marzio (ITA) Oregon Team	Huracán ST EVO 2	30	51'11.697	25.402	5.897	15 1'35.119
6P	9 SÖDERSTRÖM Oliver (SWE) TARGET RACING	ALI Largim (DNK) 1'35.719 Target Racing	Huracán ST EVO 2	30	51'11.804	25.509	0.107	8 1'35.191
7P	33 EATON Abbie (GBR) 1'36.413 BONALDI MOTORSPORT	ARROW Daan (NLD) Rebelleo by Bonaldi Motorsport	Huracán ST EVO 2	30	51'19.043	32.748	7.239	7 1'34.685
8	44 EBRAHIM Pedro (BRA) 1'36.231 OREGON TEAM	PUJEU BEYA Guillem (ESP) Oregon Team	Huracán ST EVO 2	30	51'29.813	43.518	10.770	7 1'35.195
9	7 VALKRE Lucas (FRA) 1'36.999 VALKRE LUCAS	LENEUTRE Joran (FRA) Arkadia Racing	Huracán ST EVO 2	30	51'51.813	1'05.518	22.000	4 1'35.176
10	42 FREYMUTH Sebastian (DEU) AKF MOTORSPORT	AKF Motorsport	Huracán ST EVO 2	30	52'04.388	1'18.093	12.575	5 1'35.626
11P	99 WAGNER Yury (LUX) LEIPERT MOTORSPORT	MATTHIESEN Patrik (DNK) 1'35.949 Leipert Motorsport	Huracán ST EVO 2	30	52'05.524	1'19.229	1.136	6 1'35.803
12P	11 BERTO Filippo (ITA) 1'36.434 OREGON TEAM	MAINETTI Alessandro (ITA) Oregon Team	Huracán ST EVO 2	30	52'06.168	1'19.873	0.644	6 1'35.894
13	27 TRIBAUDINI Stephane (FRA) 1'36.957 TRIBAUDINI STEPHANE	CABIROU Loris (FRA) CMR	Huracán ST EVO 2	30	52'17.668	1'31.373	11.500	5 1'35.195
----- Not Classified -----								
RET	50 IANNIELLO Riccardo (ITA) 1'37.749 DL CONSULTING	FABI Alessandro (ITA) Lamborghini Roma by DL Racing	Huracán ST EVO 2	21	40'08.794	9 Laps		9 1'35.799
RET	51 POLLINI Giacomo (ITA) IMPERIALE SPORT CAR SERVICE	POLLINI Matteo (ITA) 1'36.571 Imperiale Racing	Huracán ST EVO 2	20	35'45.458	10 Laps		19 1'36.208

Starting: 15 Classified: 13 Not Classified: 0 Retired: 2 Not Started: 0  
 Fastest Lap N. 6 No. 10 Ugo De Wilde Time 1'34.238 Avg. 156,052 Km/h

Clerk of the Course : Gianfranco Bonifacio

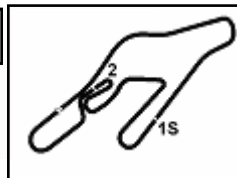
Race Director : Alain Adam

Start 14:43  
 End 15:35

Powered by FICr Perugia Timing

ROGER DUBUIS

  
driving emotion

5<sup>th</sup> Round6.2  
PRO-PROAM

## PRO - PRO AM - Results by Class Race 2

Autodromo Vallelunga 4.085 m

2 / 2

## PRO AM

Laps 30 = 122,550 km - Avg 144,728 km/h - Race Time 50'48.341

No.	Driver 1 Entrant	Driver 2 Team	Car	Laps	Time	Gap	Rel.	Fastest Lap
1	16 LEWANDOWSKI Andrzej (POL) 1'36.276 VSR	SPINELLI Loris (ITA) VSR	Huracán ST EVO 2	30	50'48.341		5	1'33.240
2	89 SCHOONDERWOERD Nigel (NLD) 1'36.255 IRON LYNX	BUURMAN Yelmer (NLD) Iron Lynx	Huracán ST EVO 2	30	51'47.298	58.957	58.957	15 1'35.561
3	14 BETTERA Enrico (ITA) 1'36.786 OREGON TEAM	PEGORARO Lorenzo (ITA) Oregon Team	Huracán ST EVO 2	30	51'54.622	1'06.281	7.324	27 1'35.890
4	78 ZONZINI Emanuele (SMR) IRON LYNX	COLOMBINI Emanuel (SMR) 1'36.867 Iron Lynx	Huracán ST EVO 2	30	51'56.494	1'08.153	1.872	15 1'35.781
5P	95 PAVERUD Marcus (NOR) 1'36.240 VSR	ZANON Ignazio (ITA) VSR	Huracán ST EVO 2	30	51'56.681	1'08.340	0.187	6 1'36.133
6	13 MALOIGNE Edgar (FRA) GUERIN STEPHAN	GUERIN Stephan (FRA) 1'36.503 Arkadia Racing	Huracán ST EVO 2	30	51'57.556	1'09.215	0.875	18 1'36.273
7	68 LOCANTO Diego (ITA) 1'37.469 DL CONSULTING	SEGÙ Luca (ITA) Lamborghini Roma by DL Racing	Huracán ST EVO 2	30	51'57.947	1'09.606	0.391	15 1'35.779
8	15 BOLGER Douglas (JPN) TARGET RACING	GREENWOOD Robert (GBR) 1'38.044 Lamborghini Stuttgart by Target Racing	Huracán ST EVO 2	30	52'04.519	1'16.178	6.572	24 1'35.432
9P	75 ABKHAZAVA Shota (KAZ) 1'38.207 ART LINE	ORUDZHEV Egor (KGZ) ART Line	Huracán ST EVO 2	30	52'05.064	1'16.723	0.545	6 1'35.190
10	92 BLANCHMAIN Michael (FRA) 1'37.727 SCUDERIA VILLORBA CORSE	PLA Jim (FRA) Scuderia Villorba Corse	Huracán ST EVO 2	30	52'05.802	1'17.461	0.738	6 1'35.151
11P	20 VAN DEN BERG Robert (NLD) VAN DEN BERG ROBERT	VAN DEN BERG Benjamin (NLD) 1'36.282 HBR Motorsport	Huracán ST EVO 2	27	47'14.407	3 Laps	3 Laps	27 1'36.042
12	66 FORMANEK Bronek (CZE) 1'37.046 MICANEK MOTORSPORT ACCR TEAM	BASZ Karol (POL) MicaneK Motorsport ACCR Team	Huracán ST EVO 2	24	42'11.993	6 Laps	3 Laps	15 1'35.931
----- Not Classified -----								
RET	81 AU Alex (HKG) TARGET RACING	SCHANDORFF Frederik (DNK) Target Racing	Huracán ST EVO 2	15	25'40.185	15 Laps	6	1'34.724

Starting: 13 Classified: 12 Not Classified: 0 Retired: 1 Not Started: 0  
Fastest Lap N. 5 No. 16 Loris Spinelli Time 1'33.240 Avg. 157,722 Km/h

Humidity:	79%	AIR	17°C
Condition:	DRY	Temp:	17°C

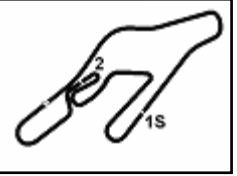
Clerk of the Course : Gianfranco Bonifacio

Race Director : Alain Adam

Start	End
12/11/2023 14:43	15:35

Powered by FICr Perugia Timing

ROGER DUBUIS


**PRO - PRO AM - Best Sectors and Speed Race 2**

Autodromo Vallelunga 4.085 m

**RESULTS**

			Laps
1	<b>10 TESTA</b> Rodrigo	Huracán ST EVO 2	30
2	<b>86 LEITCH</b> Brendon	Huracán ST EVO 2	0.955
3	<b>16 LEWANDOWSKI</b> Andrzej	Huracán ST EVO 2	2.046
4	<b>6 MICHELOTTO</b> Mattia	Huracán ST EVO 2	8.202
5	<b>28 BONDUEL</b> Amaury	Huracán ST EVO 2	19.505
6	<b>61 MORETTI</b> Marzio	Huracán ST EVO 2	25.402
7	<b>9 ALI</b> Largim	Huracán ST EVO 2	25.509
8	<b>33 EATON</b> Abbie	Huracán ST EVO 2	32.748
9	<b>44 EBRAHIM</b> Pedro	Huracán ST EVO 2	43.518
10	<b>89 BUURMAN</b> Yelmer	Huracán ST EVO 2	1'01.003
11	<b>7 VALKRE</b> Lucas	Huracán ST EVO 2	1'05.518
12	<b>14 PEGORARO</b> Lorenzo	Huracán ST EVO 2	1'08.327
13	<b>78 ZONZINI</b> Emanuele	Huracán ST EVO 2	1'10.199
14	<b>95 PAVERUD</b> Marcus	Huracán ST EVO 2	1'10.386
15	<b>13 MALOIGNE</b> Edgar	Huracán ST EVO 2	1'11.261
16	<b>68 SEGÙ</b> Luca	Huracán ST EVO 2	1'11.652
17	<b>42 FREYMUTH</b> Sebastian	Huracán ST EVO 2	1'18.093
18	<b>15 BOLGER</b> Douglas	Huracán ST EVO 2	1'18.224
19	<b>75 ABKHAZAVA</b> Shota	Huracán ST EVO 2	1'18.769
20	<b>99 MATTHIESEN</b> Patrik	Huracán ST EVO 2	1'19.229
21	<b>92 BLANCHEMAIN</b> Michael	Huracán ST EVO 2	1'19.507
22	<b>11 BERTO</b> Filippo	Huracán ST EVO 2	1'19.873
23	<b>27 TRIBAUDINI</b> Stephane	Huracán ST EVO 2	1'31.373
24	<b>20 VAN DEN BERG</b> Robert	Huracán ST EVO 2	3 Laps
25	<b>66 BASZ</b> Karol	Huracán ST EVO 2	6 Laps
RET	<b>50 IANNIELLO</b> Riccardo	Huracán ST EVO 2	9 Laps
RET	<b>51 POLLINI</b> Giacomo	Huracán ST EVO 2	10 Laps
RET	<b>81 SCHANDORFF</b> Frederik	Huracán ST EVO 2	15 Laps

**SPEED**

1	<b>78 ZONZINI</b> Emanuele	Huracán ST EVO 2	250,6
2	<b>9 ALI</b> Largim	Huracán ST EVO 2	248,3
3	<b>33 EATON</b> Abbie	Huracán ST EVO 2	247,7
4	<b>50 IANNIELLO</b> Riccardo	Huracán ST EVO 2	247,7
5	<b>15 BOLGER</b> Douglas	Huracán ST EVO 2	246,0
6	<b>28 BONDUEL</b> Amaury	Huracán ST EVO 2	245,5
7	<b>66 BASZ</b> Karol	Huracán ST EVO 2	244,9
8	<b>86 LEITCH</b> Brendon	Huracán ST EVO 2	244,3
9	<b>89 BUURMAN</b> Yelmer	Huracán ST EVO 2	244,3
10	<b>92 BLANCHEMAIN</b> Michael	Huracán ST EVO 2	244,3
11	<b>99 MATTHIESEN</b> Patrik	Huracán ST EVO 2	244,3
12	<b>6 MICHELOTTO</b> Mattia	Huracán ST EVO 2	243,8
13	<b>13 MALOIGNE</b> Edgar	Huracán ST EVO 2	243,2
14	<b>10 TESTA</b> Rodrigo	Huracán ST EVO 2	243,2
15	<b>11 BERTO</b> Filippo	Huracán ST EVO 2	242,7
16	<b>16 LEWANDOWSKI</b> Andrzej	Huracán ST EVO 2	242,7
17	<b>20 VAN DEN BERG</b> Robert	Huracán ST EVO 2	242,7
18	<b>7 VALKRE</b> Lucas	Huracán ST EVO 2	242,7
19	<b>42 FREYMUTH</b> Sebastian	Huracán ST EVO 2	242,2
20	<b>51 POLLINI</b> Giacomo	Huracán ST EVO 2	242,2
21	<b>68 SEGÙ</b> Luca	Huracán ST EVO 2	242,2
22	<b>95 PAVERUD</b> Marcus	Huracán ST EVO 2	242,2
23	<b>27 TRIBAUDINI</b> Stephane	Huracán ST EVO 2	241,6
24	<b>44 EBRAHIM</b> Pedro	Huracán ST EVO 2	241,6
25	<b>75 ABKHAZAVA</b> Shota	Huracán ST EVO 2	241,6
26	<b>14 PEGORARO</b> Lorenzo	Huracán ST EVO 2	241,1
27	<b>61 MORETTI</b> Marzio	Huracán ST EVO 2	241,1
28	<b>81 SCHANDORFF</b> Frederik	Huracán ST EVO 2	238,9

**SEG. 1**

1	<b>16 LEWANDOWSKI</b> Andrzej	28.926
2	<b>6 MICHELOTTO</b> Mattia	29.135
3	<b>33 EATON</b> Abbie	29.159
4	<b>86 LEITCH</b> Brendon	29.201
5	<b>78 ZONZINI</b> Emanuele	29.258
6	<b>28 BONDUEL</b> Amaury	29.259
7	<b>9 ALI</b> Largim	29.285
8	<b>15 BOLGER</b> Douglas	29.288
9	<b>10 TESTA</b> Rodrigo	29.325
10	<b>81 SCHANDORFF</b> Frederik	29.347
11	<b>7 VALKRE</b> Lucas	29.415
12	<b>75 ABKHAZAVA</b> Shota	29.415
13	<b>61 MORETTI</b> Marzio	29.444
14	<b>27 TRIBAUDINI</b> Stephane	29.484
15	<b>66 BASZ</b> Karol	29.513
16	<b>68 SEGÙ</b> Luca	29.515
17	<b>42 FREYMUTH</b> Sebastian	29.532
18	<b>95 PAVERUD</b> Marcus	29.558
19	<b>50 IANNIELLO</b> Riccardo	29.589
20	<b>14 PEGORARO</b> Lorenzo	29.656
21	<b>89 BUURMAN</b> Yelmer	29.659
22	<b>44 EBRAHIM</b> Pedro	29.660
23	<b>51 POLLINI</b> Giacomo	29.667
24	<b>99 MATTHIESEN</b> Patrik	29.706
25	<b>20 VAN DEN BERG</b> Robert	29.719
26	<b>92 BLANCHEMAIN</b> Michae	29.738
27	<b>11 BERTO</b> Filippo	29.795
28	<b>13 MALOIGNE</b> Edgar	29.840

**SEG. 2**

1	<b>16 LEWANDOWSKI</b> Andrzej	43.761
2	<b>10 TESTA</b> Rodrigo	44.031
3	<b>86 LEITCH</b> Brendon	44.198
4	<b>6 MICHELOTTO</b> Mattia	44.318
5	<b>28 BONDUEL</b> Amaury	44.389
6	<b>92 BLANCHEMAIN</b> Michae	44.399
7	<b>81 SCHANDORFF</b> Frederik	44.434
8	<b>75 ABKHAZAVA</b> Shota	44.465
9	<b>61 MORETTI</b> Marzio	44.514
10	<b>44 EBRAHIM</b> Pedro	44.518
11	<b>7 VALKRE</b> Lucas	44.565
12	<b>33 EATON</b> Abbie	44.566
13	<b>9 ALI</b> Largim	44.614
14	<b>99 MATTHIESEN</b> Patrik	44.652
15	<b>89 BUURMAN</b> Yelmer	44.662
16	<b>27 TRIBAUDINI</b> Stephane	44.715
17	<b>50 IANNIELLO</b> Riccardo	44.773
18	<b>11 BERTO</b> Filippo	44.843
19	<b>68 SEGÙ</b> Luca	44.845
20	<b>13 MALOIGNE</b> Edgar	44.871
21	<b>78 ZONZINI</b> Emanuele	44.893
22	<b>42 FREYMUTH</b> Sebastian	44.952
23	<b>66 BASZ</b> Karol	44.964
24	<b>51 POLLINI</b> Giacomo	44.971
25	<b>15 BOLGER</b> Douglas	44.974
26	<b>20 VAN DEN BERG</b> Robert	45.038
27	<b>14 PEGORARO</b> Lorenzo	45.064
28	<b>95 PAVERUD</b> Marcus	45.083

**SEG. 3**

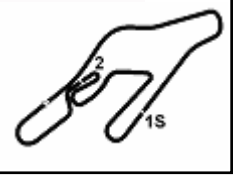
1	<b>16 LEWANDOWSKI</b> Andrzej	20.530
2	<b>6 MICHELOTTO</b> Mattia	20.724
3	<b>10 TESTA</b> Rodrigo	20.744
4	<b>86 LEITCH</b> Brendon	20.802
5	<b>28 BONDUEL</b> Amaury	20.829
6	<b>81 SCHANDORFF</b> Frederik	20.847
7	<b>33 EATON</b> Abbie	20.908
8	<b>61 MORETTI</b> Marzio	20.911
9	<b>92 BLANCHEMAIN</b> Michae	20.918
10	<b>11 BERTO</b> Filippo	20.930
11	<b>42 FREYMUTH</b> Sebastian	20.945
12	<b>7 VALKRE</b> Lucas	20.954
13	<b>44 EBRAHIM</b> Pedro	20.959
14	<b>27 TRIBAUDINI</b> Stephane	20.967
15	<b>9 ALI</b> Largim	20.973
16	<b>15 BOLGER</b> Douglas	21.003
17	<b>75 ABKHAZAVA</b> Shota	21.006
18	<b>20 VAN DEN BERG</b> Robert	21.007
19	<b>89 BUURMAN</b> Yelmer	21.045
20	<b>14 PEGORARO</b> Lorenzo	21.066
21	<b>99 MATTHIESEN</b> Patrik	21.080
22	<b>50 IANNIELLO</b> Riccardo	21.083
23	<b>51 POLLINI</b> Giacomo	21.104
24	<b>78 ZONZINI</b> Emanuele	21.112
25	<b>68 SEGÙ</b> Luca	21.127
26	<b>95 PAVERUD</b> Marcus	21.131
27	<b>66 BASZ</b> Karol	21.202
28	<b>13 MALOIGNE</b> Edgar	21.209



# 5<sup>th</sup> Round

6.3

PRO-PROAM



Autodromo Vallelunga 4.085 m

## PRO - PRO AM - Lap Chart Race 2

	Lap																																
	1	2	3	4	5	6	7	8	9	10	11	12	13	14	15	16	17	18	19	20	21	22	23	24	25	26	27	28	29	30			
1	16	16	16	16	16	16	16	16	16	16	16	16	16	16	16	16	16	16	16	16	16	16	16	16	16	16	16	16	16	16	10		
2	33	10	10	10	10	10	10	10	10	10	10	10	10	10	33	33	10	10	10	10	10	10	10	10	10	10	10	10	10	10	86		
3	10	86	86	86	86	86	86	86	86	86	86	86	86	86	81	75	86	86	86	86	86	86	86	86	86	86	86	86	86	86	16		
4	81	33	33	33	33	33	33	33	33	33	33	33	33	33	75	92	33	6	6	6	6	6	6	6	6	6	6	6	6	6	6		
5	28	81	81	81	81	81	81	81	81	81	81	81	81	81	92	10	6	33	33	33	33	28	28	28	28	28	28	28	28	28	28		
6	86	9	9	9	9	28	28	28	28	28	28	28	75	75	75	27	86	75	9	9	9	9	9	9	9	9	9	9	9	9	9		
7	61	75	75	28	28	9	9	9	9	9	9	7	7	7	10	6	9	28	28	28	28	33	61	61	61	61	61	61	61	61	61		
8	9	28	28	75	75	75	75	75	75	75	75	92	92	92	86	9	28	61	61	61	61	61	33	33	33	33	33	33	33	33	33		
9	6	92	92	92	92	92	92	92	92	92	6	27	27	27	7	28	92	75	75	44	44	44	44	44	44	44	44	44	44	44	44		
10	7	6	6	6	6	6	6	6	6	6	92	44	50	20	9	27	61	92	92	75	75	75	75	75	75	75	75	75	75	89	89		
11	27	7	7	7	7	7	7	7	7	7	50	11	9	6	61	7	7	44	92	92	92	92	92	92	92	92	92	92	75	7	14		
12	75	27	27	27	27	27	27	27	27	27	27	11	20	6	28	7	27	27	7	27	27	27	27	27	27	27	27	27	27	7	14		
13	44	61	61	61	61	61	61	61	61	61	61	99	9	28	61	44	44	44	27	7	7	7	7	7	11	11	11	89	11	95			
14	92	44	44	44	44	44	44	44	44	44	44	20	6	61	44	11	11	11	11	11	11	11	11	11	7	7	89	11	99	75			
15	50	11	11	11	11	11	11	11	11	11	11	50	9	28	44	11	99	99	99	99	99	42	42	42	42	89	89	7	7	95	99		
16	95	99	99	99	99	99	99	99	99	99	50	50	11	6	44	11	99	42	42	42	42	42	89	89	89	89	42	99	99	14	11		
17	11	20	50	50	50	50	50	50	99	99	99	28	61	99	42	89	89	89	89	89	89	99	99	99	99	99	95	95	95	78	78		
18	99	50	20	42	42	42	42	42	42	42	42	61	99	42	89	13	13	13	13	13	13	13	13	13	13	14	14	14	14	13	13		
19	13	42	42	20	20	20	20	20	20	20	20	95	95	89	13	51	51	51	51	95	95	95	95	95	95	78	78	78	78	68	68		
20	20	14	14	14	51	51	51	51	51	95	42	42	13	51	95	95	95	95	14	14	14	14	14	14	14	42	42	13	42	42			
21	14	95	51	51	95	95	95	95	95	95	51	89	89	51	95	14	14	14	14	51	66	66	66	66	78	13	13	68	92	15			
22	68	51	95	95	14	14	14	13	13	13	13	13	13	13	95	14	66	66	66	66	66	78	78	78	78	68	68	68	42	15	92		
23	78	78	78	78	78	13	13	89	89	89	89	51	51	14	66	78	78	78	78	78	68	68	68	68	68	20	20	20	15	27	27		
24	51	13	13	13	13	78	89	14	14	14	14	14	14	14	66	78	68	68	68	68	68	20	20	20	20	15	15	15					
25	42	89	89	89	89	89	78	78	78	78	78	78	78	66	66	78	68	20	20	20	20	20	15	15	15	15							
26	89	66	66	66	66	66	66	66	66	66	66	66	66	78	78	68	20	15	15	15	15	50											
27	66	68	68	68	68	68	68	68	68	68	68	68	68	68	68	50	15	50	50	50													
28	15	15	15	15	15	15	15	15	15	15	15	15	15	15	50																		

Final Result			
1	10	IRON LYNX	Laps 30
2	86	LEIPERT MOTORSP	0.955
3	16	VSR	2.046
4	6	VSR (P)	8.202
5	28	BONDUEL AMAURY	19.505
6	61	OREGON TEAM	25.402
7	9	TARGET RACING (P)	25.509
8	33	BONALDI MOTORSP	32.748
9	44	OREGON TEAM	43.518
10	89	IRON LYNX	1'01.003
11	7	VALKRE LUCAS	1'05.518
12	14	OREGON TEAM	1'08.327
13	78	IRON LYNX	1'10.199
14	95	VSR (P)	1'10.386
15	13	GUERIN STEPHAN	1'11.261
16	68	DL CONSULTING	1'11.652
17	42	AKF MOTORSPORT	1'18.093
18	15	TARGET RACING	1'18.224
19	75	ART LINE (P)	1'18.769
20	99	LEIPERT MOTORSP	1'19.229
21	92	SCUDERIA VILLORBA	1'19.507
22	11	OREGON TEAM (P)	1'19.873
23	27	TRIBAUDINI STEPHA	1'31.373
24	20	VAN DEN BERG ROB	3 Laps
25	66	MICANEK MOTORSP	6 Laps
RET	50	DL CONSULTING	9 Laps
RET	51	IMPERIALE SPORT C	10 Laps
RET	81	TARGET RACING	15 Laps

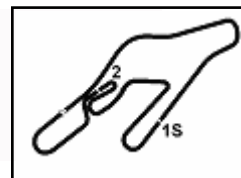




# 5th Round

6.5

PRO-PROAM



## PRO - PRO AM - Chronological Analysis Race 2

Autodromo Vallelunga 4.085 m

Start at 14:43'01.138

2 / 8

Lap	Seg.1	Seg.2	Seg.3	Lap Time	km/h	Local Time
Rodrigo Testa						
15	29.550	44.401	1'42.946	2'56.897P	240,5	15:09'51.363
16	33.728	45.433	21.215	1'40.376P	240,5	15:11'31.739
17	29.892	44.974	21.045	1'35.911	241,6	15:13'07.650
18	29.544	44.702	21.072	1'35.318	242,2	15:14'42.968
19	29.581	44.820	20.999	1'35.400	242,2	15:16'18.366
20	29.416	44.947	21.045	1'35.408	242,2	15:17'53.778
21	29.390	44.705	20.894	1'34.989	242,2	15:19'28.765
22	29.550	44.792	20.934	1'35.276	241,1	15:21'04.041
23	29.377	44.683	20.915	1'34.975	242,2	15:22'39.016
24	<b>29.325</b>	44.510	20.825	1'34.660	242,2	15:24'13.676
25	29.678	44.561	20.924	1'35.163	<b>243,2</b>	15:25'48.839
26	29.564	44.886	20.999	1'35.449	242,2	15:27'24.288
27	29.575	44.690	20.965	1'35.230	242,2	15:28'59.518
28	29.526	45.069	21.093	1'35.688	242,7	15:30'35.206
29	29.515	45.032	21.442	1'35.989	242,2	15:32'11.195
30	29.983	45.372	20.883	1'36.238	<b>243,2</b>	15:33'47.433
Race Time 50'46.295						

Edgar Maloigne

### 11 Oregon Team (1'35.894)

Lap	Seg.1	Seg.2	Seg.3	Lap Time	km/h	Local Time
Alessandro Mainetti						
1		1'28.956	55.272	3'21.521	105,7	14:46'22.659
2	32.999	47.776	21.560	1'42.335	236,8	14:48'04.994
3	30.090	45.457	<b>20.930</b>	1'36.477	241,6	14:49'41.471
4	29.900	45.109	21.158	1'36.167	240,5	14:51'17.638
5	30.071	45.039	21.027	1'36.137	239,5	14:52'53.775
6	29.922	<b>44.843</b>	21.129	<b>1'35.894</b>	241,1	14:54'29.669
7	29.918	45.110	21.100	1'36.128	241,1	14:56'05.797
8	30.089	45.131	21.174	1'36.394	238,4	14:57'42.191
9	29.942	45.016	21.111	1'36.069	240,5	14:59'18.260
10	30.120	45.573	21.224	1'36.917	240,0	15:00'55.177
11	30.024	46.057	21.779	1'37.860	240,0	15:02'33.037
12	30.292	45.280	21.306	1'36.878	240,0	15:04'09.915
13	30.241	45.371	21.249	1'36.861	238,9	15:05'46.776

Filippo Berto

14	30.485	45.494	1'42.810	2'58.789P	238,4	15:08'45.565
15	35.418	45.737	21.450	1'42.605P	238,9	15:10'28.170
16	30.211	45.642	21.363	1'37.216	239,5	15:12'05.386
17	29.954	45.534	21.477	1'36.965	239,5	15:13'42.351
18	30.025	45.306	21.382	1'36.713	240,0	15:15'19.064
19	<b>29.795</b>	45.198	21.441	1'36.434	240,5	15:16'55.498
20	29.816	45.214	21.421	1'36.451	240,0	15:18'31.949
21	30.126	46.596	21.260	1'37.982	240,5	15:20'09.931
22	29.828	45.522	21.280	1'36.630	239,5	15:21'46.561
23	30.051	45.419	21.533	1'37.003	241,6	15:23'23.564
24	30.069	45.942	21.564	1'37.575	241,6	15:25'01.139
25	30.122	46.668	21.430	1'38.220	240,5	15:26'39.359
26	29.914	46.343	21.891	1'38.148	241,1	15:28'17.507
27	30.057	46.101	21.575	1'37.733	240,0	15:29'55.240
28	30.393	46.958	21.553	1'38.904	<b>242,7</b>	15:31'34.144
29	29.897	50.253	21.885	1'42.035	240,5	15:33'16.179
30	31.007	48.344	21.776	1'41.127	218,6	15:34'57.306
Race Time 51'56.168 + 10.000Pen						

### 13 Guerin Stephan (1'36.273)

Lap	Seg.1	Seg.2	Seg.3	Lap Time	km/h	Local Time
Stephan Guerin						
1		1'28.338	52.790	3'21.611	102,3	14:46'22.749
2	34.609	50.041	21.972	1'46.622	235,8	14:48'09.371
3	30.793	46.630	21.498	1'38.921	240,5	14:49'48.292
4	30.335	45.893	21.616	1'37.844	240,5	14:51'26.136
5	30.144	45.940	21.368	1'37.452	241,1	14:53'03.588

### 14 Oregon Team (1'35.890)

Lap	Seg.1	Seg.2	Seg.3	Lap Time	km/h	Local Time
Enrico Bettera						
1		1'25.025	52.087	3'21.960	112,7	14:46'23.098
2	33.810	48.766	22.063	1'44.639	234,8	14:48'07.737
3	30.567	45.962	21.429	1'37.958	237,9	14:49'45.695
4	30.164	45.374	21.451	1'36.989	237,4	14:51'22.684
5	30.584	47.612	22.151	1'40.347	235,8	14:53'03.031
6	30.364	45.664	21.608	1'37.636	236,8	14:54'40.667
7	30.350	45.528	21.638	1'37.516	235,8	14:56'18.183
8	31.492	47.454	21.654	1'40.600	236,8	14:57'58.783
9	30.384	45.257	21.349	1'36.990	236,8	14:59'35.773
10	29.989	45.293	21.579	1'36.861	237,4	15:01'12.634
11	30.033	45.510	21.622	1'37.165	237,9	15:02'49.799
12	30.452	45.711	1'44.121	3'00.284P	236,3	15:05'50.083
13	33.674	45.502	21.210	1'40.386P	236,8	15:07'30.469
14	30.101	45.424	21.261	1'36.786	237,9	15:09'07.255
Lorenzo Pegoraro						
15	30.016	45.392	21.228	1'36.636	238,4	15:10'43.891
16	30.092	45.290	21.178	1'36.560	239,5	15:12'20.451
17	29.904	45.308	21.214	1'36.426	240,0	15:13'56.877
18	29.848	45.233	21.195	1'36.276	238,9	15:15'33.153
19	29.718	45.302	21.377	1'36.397	238,9	15:17'09.550
20	29.832	45.501	21.330	1'36.663	238,4	15:18'46.213
21	29.909	45.529	21.160	1'36.598	238,4	15:20'22.811
22	29.823	45.477	21.261	1'36.561	238,9	15:21'59.372
23	29.844	45.270	21.339	1'36.453	238,9	15:23'35.825
24	29.669	45.552	21.250	1'36.471	239,5	15:25'12.296
25	29.741	46.173	21.256	1'37.170	238,9	15:26'49.466
26	29.770	46.111	21.588	1'37.469	238,4	15:28'26.935
27	29.760	<b>45.064</b>	<b>21.066</b>	<b>1'35.890</b>	240,5	15:30'02.825
28	29.785	45.508	21.317	1'36.610	240,0	15:31'39.435
29	<b>29.656</b>	46.459	21.678	1'37.793	240,5	15:33'17.228
30	30.128	46.481	21.923	1'38.532	<b>241,1</b>	15:34'55.760

12/11/2023

P = Pits In/Out - C = Lap Time Cancelled

Powered by FICr Perugia Timing

ROGER DUBUIS

HANKOOK driving emotion



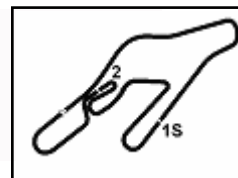




5th Round

6.5

PRO-PROAM



PRO - PRO AM - Chronological Analysis Race 2

Autodromo Vallelunga 4.085 m

Start at 14:43'01.138

4 / 8

Lap	Seg.1	Seg.2	Seg.3	Lap Time	km/h	Local Time
Stephane Tribaudini						
16	31.109	44.838	1'42.821	2'58.768P	240,0	15:11'48.778
17	35.032	45.734	21.511	1'42.277P	238,4	15:13'31.055
18	30.118	45.393	21.446	1'36.957	<b>241,6</b>	15:15'08.012
19	30.270	47.193	21.558	1'39.021	240,0	15:16'47.033
20	30.488	47.433	21.655	1'39.576	<b>241,6</b>	15:18'26.609
21	30.493	46.458	21.681	1'38.632	240,0	15:20'05.241
22	30.732	46.423	21.576	1'38.731	241,1	15:21'43.972
23	30.565	46.666	21.578	1'38.809	241,1	15:23'22.781
24	29.905	46.239	21.431	1'37.575	240,0	15:25'00.356
Abbie Eaton						
25	30.160	45.995	21.579	1'37.734	240,5	15:26'38.090
26	30.504	46.850	21.758	1'39.112	240,0	15:28'17.202
27	29.877	46.229	21.522	1'37.628	<b>241,6</b>	15:29'54.830
28	30.378	46.251	21.524	1'38.153	240,0	15:31'32.983
29	30.097	1'08.680	22.732	2'01.509	<b>241,6</b>	15:33'34.492
30	32.959	48.812	22.543	1'44.314	221,3	15:35'18.806
Race Time 52'17.668						

28 Bonduel Amaury (1'34.687)

Lap	Seg.1	Seg.2	Seg.3	Lap Time	km/h	Local Time
Amaury Bonduel						
1		1'34.285	58.821	3'20.052	128,9	14:46'21.190
2	33.222	46.157	20.982	1'40.361	240,0	14:48'01.551
3	29.420	45.172	<b>20.829</b>	1'35.421	243,8	14:49'36.972
4	29.388	<b>44.389</b>	21.092	1'34.869	<b>245,5</b>	14:51'11.841
5	29.637	44.884	21.026	1'35.547	240,5	14:52'47.388
6	29.317	44.527	20.904	1'34.748	241,6	14:54'22.136
7	29.263	44.478	20.946	<b>1'34.687</b>	240,5	14:55'56.823
8	29.270	44.529	21.112	1'34.911	241,1	14:57'31.734
9	29.592	44.848	21.170	1'35.610	240,5	14:59'07.344
10	29.388	44.804	21.060	1'35.252	240,0	15:00'42.596
11	29.381	44.920	21.083	1'35.384	241,1	15:02'17.980
12	29.393	45.026	1'47.525	3'01.944P	240,5	15:05'19.924
13	33.534	44.967	21.003	1'39.504P	238,4	15:06'59.428
14	29.373	44.734	21.178	1'35.285	242,2	15:08'34.713
15	29.517	44.747	21.102	1'35.366	239,5	15:10'10.079
16	29.525	45.722	21.216	1'36.463	240,0	15:11'46.542
17	29.411	45.031	21.187	1'35.629	240,5	15:13'22.171
18	29.390	45.171	21.390	1'35.951	241,1	15:14'58.122
19	30.209	45.472	21.148	1'36.829	242,2	15:16'34.951
20	<b>29.259</b>	44.912	21.269	1'35.440	242,2	15:18'10.391
21	29.465	45.599	21.105	1'36.169	240,0	15:19'46.560
22	29.645	45.192	21.032	1'35.869	239,5	15:21'22.429
23	29.484	44.876	21.093	1'35.453	241,1	15:22'57.882
24	29.474	44.976	20.988	1'35.438	240,5	15:24'33.320
25	29.331	45.048	21.046	1'35.425	241,1	15:26'08.745
26	29.363	45.028	21.077	1'35.468	241,1	15:27'44.213
27	29.728	44.988	21.056	1'35.772	240,5	15:29'19.985
28	29.552	45.077	20.978	1'35.607	241,1	15:30'55.592
29	29.410	45.011	21.111	1'35.532	241,1	15:32'31.124
30	29.360	45.371	21.083	1'35.814	241,6	15:34'06.938
Race Time 51'05.800						

42 AKF Motorsport (1'35.626)

Lap	Seg.1	Seg.2	Seg.3	Lap Time	km/h	Local Time
Sebastian Freymuth						
1		1'19.428	49.308	3'22.472	169,8	14:46'23.610
2	34.204	48.357	21.275	1'43.836	232,3	14:48'07.446
3	29.711	46.007	21.240	1'36.958	240,5	14:49'44.404
4	29.899	45.568	21.127	1'36.594	<b>242,2</b>	14:51'20.998
5	29.729	<b>44.952</b>	<b>20.945</b>	<b>1'35.626</b>	237,9	14:52'56.624
6	29.538	45.224	21.067	1'35.829	<b>242,2</b>	14:54'32.453
7	29.597	45.411	21.343	1'36.351	241,6	14:56'08.804
8	29.814	45.011	21.125	1'35.950	240,5	14:57'44.754
9	29.792	45.797	21.416	1'37.005	239,5	14:59'21.759
10	30.043	45.712	21.472	1'37.227	237,9	15:00'58.986
11	30.020	45.245	21.405	1'36.670	240,0	15:02'35.656
12	29.758	45.356	1'51.615	3'06.729P	240,5	15:05'42.385
13	33.841	45.589	21.356	1'40.786P	237,9	15:07'23.171
14	30.809	45.435	21.442	1'37.686	237,9	15:09'00.857
15	30.003	45.246	21.206	1'36.455	239,5	15:10'37.312
16	30.037	45.534	21.280	1'36.851	239,5	15:12'14.163
17	29.865	45.178	21.321	1'36.364	239,5	15:13'50.527
18	29.887	45.361	21.211	1'36.459	240,0	15:15'26.986
19	<b>29.532</b>	45.079	21.221	1'35.832	240,5	15:17'02.818
20	29.688	45.409	21.317	1'36.414	240,5	15:18'39.232
21	29.838	45.469	21.354	1'36.661	238,4	15:20'15.893
22	29.931	45.585	21.283	1'36.799	238,9	15:21'52.692
23	29.764	45.903	21.356	1'37.023	240,5	15:23'29.715
24	29.871	45.549	21.328	1'36.748	240,0	15:25'06.463
25	29.956	46.493	21.423	1'37.872	240,0	15:26'44.335
26	30.192	51.030	22.367	1'43.589	239,5	15:28'27.924
27	30.115	46.581	22.101	1'38.797	240,0	15:30'06.721
28	31.519	46.522	22.051	1'40.092	238,9	15:31'46.813
29	30.896	46.919	22.188	1'40.003	239,5	15:33'26.816
30	30.368	46.657	21.685	1'38.710	240,0	15:35'05.526
Race Time 52'04.388						

44 Oregon Team (1'35.195)

Lap	Seg.1	Seg.2	Seg.3	Lap Time	km/h	Local Time
44 Oregon Team (1'35.195)						

12/11/2023

P = Pits In/Out - C = Lap Time Cancelled

Powered by FICr Perugia Timing

ROGER DUBUIS

HANKOOK driving emotion





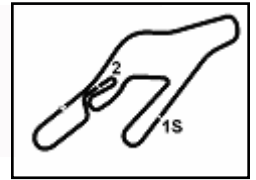




# 5th Round

6.5

PRO-PROAM



## PRO - PRO AM - Chronological Analysis Race 2

Autodromo Vallelunga 4.085 m

Start at 14:43'01.138

8 / 8

24	30.369	45.756	21.793	1'37.918	240,0	15:25'00.007	15	30.299	45.765	21.526	1'37.590	241,1	15:10'28.979
25	30.202	45.863	21.662	1'37.727	239,5	15:26'37.734	16	29.915	45.578	21.292	1'36.785	238,9	15:12'05.764
26	30.545	46.604	21.664	1'38.813	238,9	15:28'16.547	17	29.911	45.789	21.264	1'36.964	240,0	15:13'42.728
27	30.298	45.984	21.707	1'37.989	238,4	15:29'54.536	18	29.925	45.415	21.292	1'36.632	240,0	15:15'19.360
28	30.332	46.056	21.589	1'37.977	239,5	15:31'32.513	19	29.920	45.282	21.242	1'36.444	238,9	15:16'55.804
29	30.143	1'02.092	22.823	1'55.058	240,5	15:33'27.571	20	29.842	45.387	21.192	1'36.421	241,6	15:18'32.225
30	30.504	46.994	21.871	1'39.369	240,5	15:35'06.940	21	30.035	54.791	21.277	1'46.103	238,9	15:20'18.328
Race Time 52'05.802							22	29.755	45.114	21.080	1'35.949	241,1	15:21'54.277
							23	29.706	45.167	21.367	1'36.240	243,8	15:23'30.517
							24	29.750	45.990	21.173	1'36.913	241,6	15:25'07.430
							25	29.730	46.231	21.251	1'37.212	242,7	15:26'44.642
							26	30.206	47.196	21.492	1'38.894	242,2	15:28'23.536
							27	29.989	45.427	21.289	1'36.705	241,6	15:30'00.241
							28	29.753	45.457	21.249	1'36.459	242,7	15:31'36.700
							29	29.817	48.082	21.977	1'39.876	240,0	15:33'16.576
							30	30.531	47.863	21.692	1'40.086	236,8	15:34'56.662
							Race Time 51'55.524 + 10.000Pen						

### 95 VSR (1'36.133)

Lap	Seg.1	Seg.2	Seg.3	Lap Time	km/h	Local Time
Ignazio Zanon						
1		1'29.374	54.054	3'21.431	111,1	14:46'22.569
2	33.865	49.889	22.104	1'45.858	242,2	14:48'08.427
3	30.211	47.061	21.640	1'38.912	240,0	14:49'47.339
4	29.992	45.533	21.453	1'36.978	241,6	14:51'24.317
5	29.848	46.586	21.730	1'38.164	240,5	14:53'02.481
6	29.692	45.083	21.358	1'36.133	240,5	14:54'38.614
7	29.761	45.365	21.528	1'36.654	240,5	14:56'15.268
8	29.657	45.515	21.430	1'36.602	241,1	14:57'51.870
9	30.161	45.825	21.376	1'37.362	239,5	14:59'29.232
10	29.771	45.871	21.485	1'37.127	240,5	15:01'06.359
11	30.032	45.548	21.389	1'36.969	240,0	15:02'43.328
Marcus Paverud						
12	29.565	45.527	1'42.818	2'57.910P	239,5	15:05'41.238
13	33.972	45.367	21.423	1'40.762P	237,9	15:07'22.000
14	37.992	45.542	21.273	1'44.807	234,3	15:09'06.807
15	30.043	45.403	21.235	1'36.681	241,1	15:10'43.488
16	29.904	45.437	21.248	1'36.589	240,5	15:12'20.077
17	29.698	45.485	21.342	1'36.525	241,6	15:13'56.602
18	29.645	45.315	21.280	1'36.240	239,5	15:15'32.842
19	29.558	45.354	21.464	1'36.376	240,5	15:17'09.218
20	29.735	45.521	21.217	1'36.473	238,9	15:18'45.691
21	29.817	45.804	21.131	1'36.752	240,0	15:20'22.443
22	29.611	45.503	21.326	1'36.440	240,0	15:21'58.883
23	29.690	45.536	21.336	1'36.562	241,1	15:23'35.445
24	29.666	45.379	21.291	1'36.336	241,1	15:25'11.781
25	29.866	46.044	21.260	1'37.170	240,5	15:26'48.951
26	29.611	46.237	21.270	1'37.118	240,5	15:28'26.069
27	29.754	45.266	21.225	1'36.245	240,5	15:30'02.314
28	29.587	45.964	21.278	1'36.829	241,6	15:31'39.143
29	29.639	46.151	22.033	1'37.823	241,6	15:33'16.966
30	30.188	46.488	22.177	1'38.853	240,0	15:34'55.819
Race Time 51'54.681 + 2.000Pen						

### 99 Leipert Motorsport (1'35.803)

Lap	Seg.1	Seg.2	Seg.3	Lap Time	km/h	Local Time
Yury Wagner						
1		1'28.266	54.231	3'21.541	122,2	14:46'22.679
2	33.015	48.336	21.824	1'43.175	240,5	14:48'05.854
3	29.976	45.511	21.228	1'36.715	244,3	14:49'42.569
4	29.893	45.078	21.380	1'36.351	241,6	14:51'18.920
5	29.962	44.957	21.213	1'36.132	240,5	14:52'55.052
6	29.989	44.652	21.162	1'35.803	240,0	14:54'30.855
7	30.051	45.115	21.219	1'36.385	241,6	14:56'07.240
8	29.888	44.878	21.140	1'35.906	242,7	14:57'43.146
9	30.099	45.955	21.294	1'37.348	242,2	14:59'20.494
10	29.863	45.085	21.282	1'36.230	241,6	15:00'56.724
11	30.063	45.164	21.518	1'36.745	241,6	15:02'33.469
12	30.287	45.400	21.221	1'36.908	240,5	15:04'10.377
Patrik Matthiesen						
13	30.114	45.355	1'43.826	2'59.295P	241,6	15:07'09.672
14	34.757	45.533	21.427	1'41.717P	236,3	15:08'51.389

12/11/2023

P = Pits In/Out - C = Lap Time Cancelled

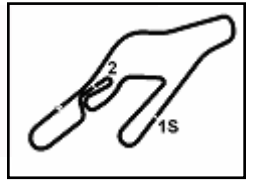
Powered by FICr Perugia Timing

# ROGER DUBUIS



5<sup>th</sup> Round

PRO-PROAM



## PRO - PRO AM - Pit Times Race 2

Autodromo Vallelunga 4.085 m

Start: 14:43'01.138 1: 15:03'01.138 / 15:13'01.138

No.	Entrant	Driver		Race Time	Local Time	Pit Time	Ref. Time	Difference	Penalty
6	VSR	G.STADSBADER	Pit IN	20'49.479	15:03'50.617				
		M.MICHELOTTO	PIT OUT	22'19.167	15:05'20.305	<b>1'29.688</b> (1)	1'30.000	0.312	<b>0.936</b>
7	Valkre Lucas	L.VALKRE	Pit IN	25'36.875	15:08'38.013				
			PIT OUT	27'08.425	15:10'09.563	<b>1'31.550</b> (1)	1'30.000		
9	Target Racing	O.SÖDERSTRÖM	Pit IN	20'46.877	15:03'48.015				
		L.ALI	PIT OUT	22'16.725	15:05'17.863	<b>1'29.848</b> (1)	1'30.000	0.152	<b>0.456</b>
10	Iron Lynx	U.DE WILDE	Pit IN	25'19.931	15:08'21.069				
		R.TESTA	PIT OUT	26'50.827	15:09'51.965	<b>1'30.896</b> (1)	1'30.000		
11	Oregon Team	A.MAINETTI	Pit IN	24'14.783	15:07'15.921				
		F.BERTO	PIT OUT	25'45.181	15:08'46.319	<b>1'30.398</b> (1)	1'30.000		
13	Guerin Stephan	S.GUERIN	Pit IN	21'14.930	15:04'16.068				
		E.MALOIGNE	PIT OUT	22'46.623	15:05'47.761	<b>1'31.693</b> (1)	1'30.000		
14	Oregon Team	E.BETTERA	Pit IN	21'17.976	15:04'19.114				
			PIT OUT	22'49.540	15:05'50.678	<b>1'31.564</b> (1)	1'30.000		
15	Target Racing	R.GREENWOOD	Pit IN	21'33.537	15:04'34.675				
		D.BOLGER	PIT OUT	23'13.117	15:06'14.255	<b>1'39.580</b> (1)	1'30.000		
16	VSR	L.SPINELLI	Pit IN	29'50.352	15:12'51.490				
		A.LEWANDOWSKI	PIT OUT	31'22.983	15:14'24.121	<b>1'32.631</b> (1)	1'30.000		
20	van den Berg Robert	B.VAN DEN BERG	Pit IN	26'17.599	15:09'18.737				
		R.VAN DEN BERG	PIT OUT	27'47.188	15:10'48.326	<b>1'29.589</b> (1)	1'30.000	0.411	<b>1.233</b>
27	Tribaudini Stephane	L.CABIROU	Pit IN	27'17.331	15:10'18.469				
		S.TRIBAUDINI	PIT OUT	28'48.230	15:11'49.368	<b>1'30.899</b> (1)	1'30.000		
28	Bonduel Amaury	A.BONDUEL	Pit IN	20'43.439	15:03'44.577				
			PIT OUT	22'19.404	15:05'20.542	<b>1'35.965</b> (1)	1'33.000		
33	Bonaldi Motorsport	D.ARROW	Pit IN	28'42.454	15:11'43.592				
		A.EATON	PIT OUT	30'12.092	15:13'13.230	<b>1'29.638</b> (1)	1'30.000	0.362	<b>1.086</b>
42	AKF Motorsport	S.FREYMUTH	Pit IN	21'02.585	15:04'03.723				
			PIT OUT	22'41.852	15:05'42.990	<b>1'39.267</b> (1)	1'33.000		
44	Oregon Team	G.PUJEU BEYA	Pit IN	22'29.187	15:05'30.325				
		P.EBRAHIM	PIT OUT	23'59.460	15:07'00.598	<b>1'30.273</b> (1)	1'30.000		
50	DL Consulting	A.FABI	Pit IN	24'11.436	15:07'12.574				
		R.IANNIELLO	PIT OUT	26'15.681	15:09'16.819	<b>2'04.245</b> (1)	1'30.000		
			Pit IN	29'55.851	15:12'56.989				
			PIT OUT	31'53.354	15:14'54.492	<b>1'57.503</b> (1)	1'30.000		
51	Imperiale Sport Car Service		Pit IN	41'38.134	15:24'39.272				
		M.POLLINI	Pit IN	21'12.162	15:04'13.300				
		G.POLLINI	PIT OUT	22'48.014	15:05'49.152	<b>1'35.852</b> (1)	1'30.000		
61	Oregon Team		Pit IN	37'20.576	15:20'21.714				
		S.BALTHASAR	Pit IN	20'52.669	15:03'53.807				
		M.MORETTI	PIT OUT	22'23.174	15:05'24.312	<b>1'30.505</b> (1)	1'30.000		
66	Micane Motorsport ACCR Tear	B.FORMANEK	Pit IN	21'22.954	15:04'24.092				
		K.BASZ	PIT OUT	22'53.377	15:05'54.515	<b>1'30.423</b> (1)	1'30.000		
			Pit IN	44'07.473	15:27'08.611				
68	DL Consulting	D.LOCANTO	Pit IN	21'24.010	15:04'25.148				
		L.SEGÙ	PIT OUT	22'54.817	15:05'55.955	<b>1'30.807</b> (1)	1'30.000		
75	ART Line	E.ORUDZHEV	Pit IN	28'46.908	15:11'48.046				
		S.ABKHAZAVA	PIT OUT	30'20.744	15:13'21.882	<b>1'33.836</b> (1)	1'30.000		
78	Iron Lynx	E.COLOMBINI	Pit IN	21'22.207	15:04'23.345				
		E.ZONZINI	PIT OUT	22'53.919	15:05'55.057	<b>1'31.712</b> (1)	1'30.000		

Powered by FICr Perugia Timing

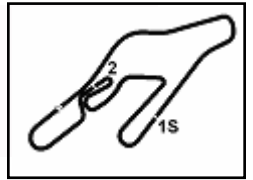
ROGER DUBUIS

  
 HANKOOK
   
 driving emotion



# 5<sup>th</sup> Round

## PRO-PROAM



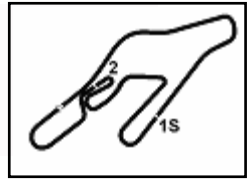
### PRO - PRO AM - Pit Times Race 2

Autodromo Vallelunga 4.085 m

Start: 14:43'01.138 1: 15:03'01.138 / 15:13'01.138

No.	Entrant	Driver		Race Time	Local Time	Pit Time	Ref. Time	Difference	Penalty
81	Target Racing	F.SCHANDORFF	Pit IN	27'08.056	15:10'09.194				
86	Leipert Motorsport	B.LEITCH	Pit IN PIT OUT	25'23.993 26'57.433	15:08'25.131 15:09'58.571	<b>1'33.440</b> (1)	1'33.000		
89	Iron Lynx	N.SCHOONDERWOERD Y.BUURMAN	Pit IN PIT OUT	21'15.578 22'46.068	15:04'16.716 15:05'47.206	<b>1'30.490</b> (1)	1'30.000		
92	Scuderia Villorba Corse	J.PLA M.BLANCHEMAIN	Pit IN PIT OUT	28'51.062 30'22.761	15:11'52.200 15:13'23.899	<b>1'31.699</b> (1)	1'30.000		
95	VSR	I.ZANON M.PAVERUD	Pit IN PIT OUT	21'09.654 22'40.738	15:04'10.792 15:05'41.876	<b>1'31.084</b> (1)	1'30.000		
99	Leipert Motorsport	Y.WAGNER P.MATTHIESEN	Pit IN PIT OUT	22'37.232 24'09.124	15:05'38.370 15:07'10.262	<b>1'31.892</b> (1)	1'30.000		



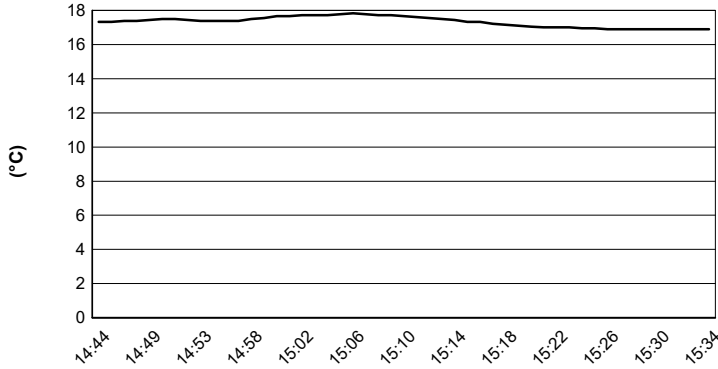


Autodromo Vallelunga 4.085 m

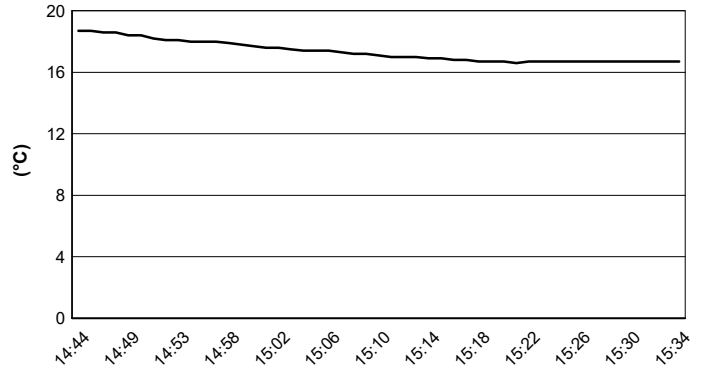
## PRO - PRO AM - Weather Report Race 2

Session started 14:44 - Session ended 15:35

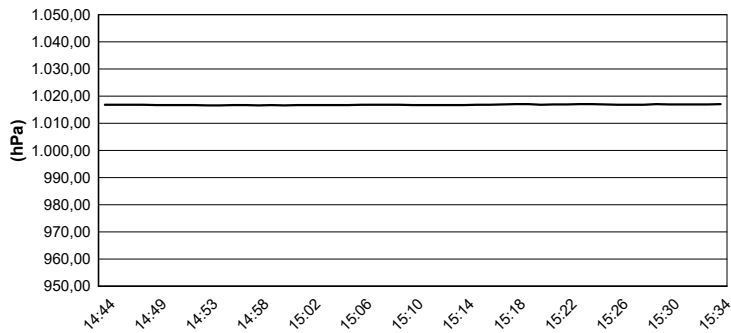
### Air Temperature



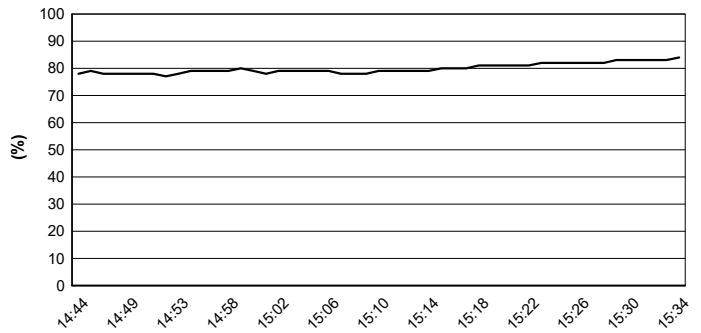
### Track Temperature



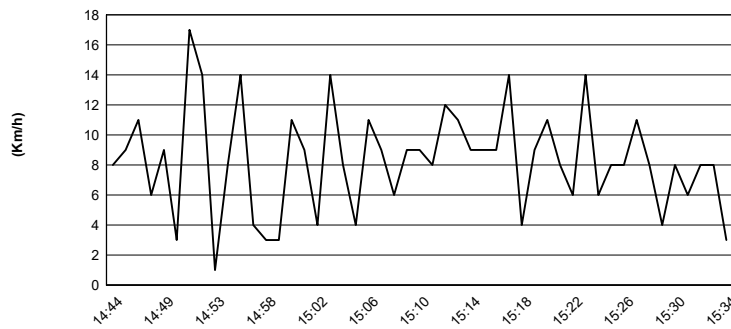
### Air Pressure



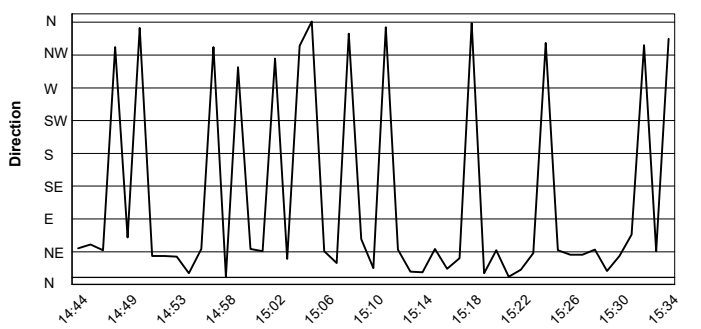
### Humidity



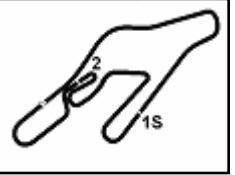
### Wind Speed



### Wind Direction



12/11/2023


**PRO - PRO AM - Starting Grid - Race 2 (Duration: 50')**

Autodromo Vallelunga 4.085 m

14	15	<b>GREENWOOD R.</b> Lamborghini Stuttgart by Targe	Huracán 1'39.665	42	<b>FREYMUTH S.</b> AKF Motorsport	Huracán
13	78	<b>COLOMBINI E.</b> Iron Lynx	Huracán 1'37.219	66	<b>FORMANEK B.</b> Micanek Motorsport ACCR Team	Huracán 1'37.578
12	89	<b>SCHOONDERWOERD N</b> Iron Lynx	Huracán 1'37.117	51	<b>POLLINI M.</b> Imperiale Racing	Huracán 1'37.200
11	68	<b>LOCANTO D.</b> Lamborghini Roma by DL Racing	Huracán 1'36.599	14	<b>BETTERA E.</b> Oregon Team	Huracán 1'36.947
10	13	<b>GUERIN S.</b> Arkadia Racing	Huracán 1'36.460	20	<b>VAN DEN BERG B.</b> HBR Motorsport	Huracán 1'36.514
9	95	<b>ZANON I.</b> VSR	Huracán 1'35.531	99	<b>WAGNER Y.</b> Leipert Motorsport	Huracán 1'35.653
8	50	<b>FABI A.</b> Lamborghini Roma by DL Racing	Huracán 1'35.404	11	<b>MAINETTI A.</b> Oregon Team	Huracán 1'35.451
7	27	<b>CABIROU L.</b> CMR	Huracán 1'34.999	92	<b>PLA J.</b> Scuderia Villorba Corse	Huracán 1'35.301
6	7	<b>LENEUTRE J.</b> Arkadia Racing	Huracán 1'34.754	75	<b>ORUDZHEV E.</b> ART Line	Huracán 1'34.936
5	6	<b>STADSBADER G.</b> VSR	Huracán 1'34.628	44	<b>PUJEU BEYA G.</b> Oregon Team	Huracán 1'34.744
4	61	<b>BALTHASAR S.</b> Oregon Team	Huracán 1'34.089	9	<b>SÖDERSTRÖM O.</b> Target Racing	Huracán 1'34.616
3	28	<b>BONDUEL A.</b> BDR Competition by Grupo Prom	Huracán 1'33.875	86	<b>LEITCH B.</b> Leipert Motorsport	Huracán 1'34.001
2	10	<b>DE WILDE U.</b> Iron Lynx	Huracán 1'33.836	81	<b>SCHANDORFF F.</b> Target Racing	Huracán 1'33.460
1	16	<b>SPINELLI L.</b> VSR	Huracán 1'33.121	33	<b>ARROW D.</b> Rebelleo by Bonaldi Motorsport	Huracán 1'33.804

The driver n. 81 (Schandorff) drops 2 position for Stewards decision n.15